

# TOWN OF SOUTHBURY

## MUNICIPAL BUDGET

2024-2025

**Approved by Referendum**  
*Wednesday, 8th of May 2024*

TOWN OF SOUTHBURY  
FISCAL YEAR 2024-2025  
APPROVED BOARD OF FINANCE BUDGET  
DETAIL VERSION

TABLE OF CONTENTS

Consolidated Budget	1
Departmental Details	3
Capital, Reserves, and Debt	57
Revenue Budget	69
Mill Rate Calculation	70
Statement of Fund Balance	71
Statement of Capital / Reserve Funds	72
Special Revenue Funds	73
Ballot Question	76

A description of the operating guidelines and practices for the financing of the Town of Southbury are described in the "**Financing Southbury - A Guide to the Budget Process**" document published separately. The document and an electronic copy of the budget can be found on the Town's website at [www.southbury-ct.gov/budget](http://www.southbury-ct.gov/budget).

**TOWN OF SOUTHBURY  
FISCAL YEAR 2024-2025  
CONSOLIDATED OPERATING BUDGET (\$)**

<b>TOTALS</b>	<b>69,960,898</b>	<b>71,728,112</b>	<b>76,382,876</b>	<b>76,435,553</b>	<b>53,185,849</b>	<b>75,903,518</b>	<b>82,236,215</b>	<b>81,147,583</b>	<b>81,191,114</b>	<b>81,333,894</b>	<b>4,898,342</b>	<b>6.41%</b>
---------------	-------------------	-------------------	-------------------	-------------------	-------------------	-------------------	-------------------	-------------------	-------------------	-------------------	------------------	--------------

DEPT NAME	2021-2022	2022-2023	2023-2024		2024-2025 BUDGET							\$ CHANGE	% CHANGE
	ACTUAL EXPENDITURE	ACTUAL EXPENDITURE	ADPOTED	AMENDED	YTD ACTUAL	ESTIMATED EXPENDITURES	DEPARTMENT REQUEST	FIRST SEL BUDGET	BOS BUDGET	BOF BUDGET			
Bd Of Selectmen	440,093	370,090	419,838	435,714	298,086	432,156	435,714	435,714	435,714	435,714	-	0.00%	
Service Expense	54,560	44,281	59,400	59,400	35,105	49,120	59,400	59,400	59,400	59,400	-	0.00%	
Other	125,180	129,647	164,971	164,971	65,314	129,511	175,593	175,593	175,593	175,593	10,622	6.44%	
Committee	10,353	21,334	33,319	33,319	21,908	26,409	36,319	36,319	36,319	36,319	3,000	9.00%	
Labor	2,447,093	2,529,090	3,060,834	2,893,020	1,843,979	2,788,492	3,409,835	3,409,835	3,409,835	3,409,835	516,815	17.86%	
Computer	414,376	421,569	473,756	478,747	406,612	482,358	519,680	470,540	501,480	501,480	22,733	4.75%	
<b>Bd Of Selectmen</b>	<b>3,491,654</b>	<b>3,516,011</b>	<b>4,212,118</b>	<b>4,065,171</b>	<b>2,671,005</b>	<b>3,908,045</b>	<b>4,636,541</b>	<b>4,587,401</b>	<b>4,618,341</b>	<b>4,618,341</b>	<b>553,170</b>	<b>13.61%</b>	
											-		
Pension	905,500	868,200	775,500	775,500	392,700	785,500	788,500	788,500	788,500	788,500	13,000	1.68%	
<b>Total Pension</b>	<b>905,500</b>	<b>868,200</b>	<b>775,500</b>	<b>775,500</b>	<b>392,700</b>	<b>785,500</b>	<b>788,500</b>	<b>788,500</b>	<b>788,500</b>	<b>788,500</b>	<b>13,000</b>	<b>1.68%</b>	
Probate	8,126	8,108	8,108	8,108	8,108	8,108	8,988	8,988	8,988	8,988	880	10.86%	
Elections	107,400	136,150	168,745	169,715	86,202	168,935	170,218	170,218	170,218	170,218	504	0.30%	
Bd Of Finance	75,007	76,557	90,000	90,000	73,674	80,000	100,488	75,488	75,488	75,488	(14,512)	-16.12%	
Bd Assess Appeal	141	1,050	6,000	6,000	4,705	4,705	3,500	3,500	3,500	3,500	(2,500)	-41.67%	
Fiscal	340,131	399,324	420,777	428,101	318,169	428,144	440,601	440,601	440,601	440,601	12,500	2.92%	
Tax Collector	147,041	136,544	160,641	166,277	118,748	157,928	167,872	167,872	167,872	167,872	1,595	0.96%	
Assessor	156,722	161,565	187,790	190,437	135,508	191,996	191,753	191,753	191,753	191,753	1,316	0.69%	
Town Clerk	254,800	236,309	251,448	264,369	164,617	263,916	265,616	242,429	242,429	242,429	(21,940)	-8.30%	
Build/Zoning	173,421	183,065	183,760	188,881	147,281	187,961	189,481	189,481	189,481	189,481	600	0.32%	
Insurance	607,191	653,394	743,352	743,352	722,052	701,960	794,378	794,378	794,378	794,378	51,026	6.86%	
Legal	103,083	104,883	125,000	125,000	46,325	101,500	125,000	125,000	125,000	125,000	-	0.00%	
Planning	121,587	153,366	157,396	161,169	84,902	157,579	161,359	161,359	161,359	161,359	190	0.12%	
Wetlands	79,477	91,973	112,876	117,699	68,816	112,861	117,699	117,699	117,699	117,699	-	0.00%	
Zoning	2,939	5,425	7,092	7,092	1,806	5,857	8,292	8,292	8,292	8,292	1,200	16.92%	
Zoning Appeals	18,628	307	1,204	1,204	-	522	1,204	1,204	1,204	1,204	-	0.00%	
Economic Dev.	90,158	103,834	108,087	110,242	77,521	108,787	112,137	112,137	112,137	112,137	1,895	1.72%	
<b>Gen. Government</b>	<b>2,285,852</b>	<b>2,451,854</b>	<b>2,732,275</b>	<b>2,777,645</b>	<b>2,058,436</b>	<b>2,680,756</b>	<b>2,858,586</b>	<b>2,810,399</b>	<b>2,810,399</b>	<b>2,810,399</b>	<b>32,754</b>	<b>1.18%</b>	
Fire	539,662	597,635	647,380	647,380	493,014	626,315	655,172	655,172	655,172	590,647	(56,733)	-8.76%	
Dispatch	376,291	332,146	436,592	448,899	268,277	435,918	449,072	449,072	400,200	400,200	(48,698)	-10.85%	
Police	2,442,924	2,677,646	2,961,038	2,966,643	1,921,776	2,891,139	3,009,710	2,989,710	2,989,710	2,989,710	23,066	0.78%	
Emergency Mang.	89,623	88,671	92,805	92,805	59,869	91,805	94,305	94,305	94,305	94,305	1,500	1.62%	
Fire Marshal	78,700	84,455	99,597	101,344	67,063	99,839	107,754	104,754	104,754	104,754	3,410	3.36%	
TreeServices	35,442	24,606	34,430	34,430	17,494	25,930	34,128	34,128	34,128	34,128	(302)	-0.88%	
Animal Control	81,979	100,243	100,429	100,429	68,962	99,621	102,644	102,044	102,044	102,044	1,615	1.61%	
Emergency Services	56,987	25,746	48,200	48,200	35,532	43,120	1,038,200	98,200	283,200	283,200	235,000	487.55%	
<b>Public Safety</b>	<b>3,701,607</b>	<b>3,931,148</b>	<b>4,420,471</b>	<b>4,440,131</b>	<b>2,931,987</b>	<b>4,313,689</b>	<b>5,490,985</b>	<b>4,527,385</b>	<b>4,663,514</b>	<b>4,598,989</b>	<b>158,858</b>	<b>3.58%</b>	
Conservation	13,840	17,717	18,175	18,175	15,257	18,175	20,320	20,320	20,320	20,320	2,145	11.80%	
Health District	197,863	200,777	212,958	212,958	212,015	212,015	191,625	191,625	191,625	191,625	(21,333)	-10.02%	
Environmental	40,000	40,000	40,800	40,800	20,000	40,000	46,800	46,800	46,800	46,800	6,000	14.71%	
Lake Zoar	23,708	28,327	28,327	28,327	28,327	28,327	38,327	28,327	28,327	28,327	-	0.00%	
Lake Lillinonah	30,027	38,109	44,790	44,790	44,790	44,790	45,842	45,842	45,842	45,842	1,052	2.35%	
Pomp. Water Auth.	-	-	100	100	-	-	100	100	100	100	-	0.00%	
Water Poll. Control	-	-	100	100	-	-	100	100	100	100	-	0.00%	
<b>Public Health</b>	<b>305,438</b>	<b>324,930</b>	<b>345,250</b>	<b>345,250</b>	<b>320,389</b>	<b>343,307</b>	<b>343,114</b>	<b>333,114</b>	<b>333,114</b>	<b>333,114</b>	<b>(12,136)</b>	<b>-3.52%</b>	
Seniors	355,087	388,919	412,027	424,503	311,361	420,330	441,671	441,671	441,671	441,671	17,168	4.04%	
Historic Blds.	4,403	2,284	6,930	6,930	4,438	2,580	7,730	7,730	7,730	7,730	800	11.54%	

**TOWN OF SOUTHBURY  
FISCAL YEAR 2024-2025  
CONSOLIDATED OPERATING BUDGET (\$)**

<b>TOTALS</b>	<b>69,960,898</b>	<b>71,728,112</b>	<b>76,382,876</b>	<b>76,435,553</b>	<b>53,185,849</b>	<b>75,903,518</b>	<b>82,236,215</b>	<b>81,147,583</b>	<b>81,191,114</b>	<b>81,333,894</b>	<b>4,898,342</b>	<b>6.41%</b>
---------------	-------------------	-------------------	-------------------	-------------------	-------------------	-------------------	-------------------	-------------------	-------------------	-------------------	------------------	--------------

DEPT NAME	2021-2022	2022-2023	2023-2024		2024-2025 BUDGET							\$ CHANGE	% CHANGE
	ACTUAL EXPENDITURE	ACTUAL EXPENDITURE	ADPOTED	AMENDED	YTD ACTUAL	ESTIMATED EXPENDITURES	DEPARTMENT REQUEST	FIRST SEL	BUDGET	BOS BUDGET	BOF BUDGET		
Library	768,297	753,668	786,056	840,643	627,666	839,273	853,269	853,269	853,269	853,269	853,269	12,626	1.50%
Recreation	463,957	549,365	622,328	636,613	447,074	600,470	707,825	690,120	690,120	690,120	690,120	53,507	8.40%
Other	-	-	500	500	-	-	500	500	500	500	500	-	0.00%
<b>Community Act.</b>	<b>1,591,744</b>	<b>1,694,236</b>	<b>1,827,840</b>	<b>1,909,189</b>	<b>1,390,539</b>	<b>1,862,653</b>	<b>2,010,996</b>	<b>1,993,290</b>	<b>1,993,290</b>	<b>1,993,290</b>	<b>1,993,290</b>	<b>84,101</b>	<b>4.41%</b>
Town Prop. In	362,027	366,537	391,358	394,076	291,105	396,206	398,517	398,517	398,517	398,517	398,517	4,442	1.13%
Energy	290,000	233,101	380,000	380,000	144,920	280,000	380,000	380,000	355,000	355,000	355,000	(25,000)	-6.58%
Town Prop. Out	464,927	484,495	522,198	530,774	354,432	508,772	541,393	541,393	541,393	541,393	541,393	10,619	2.00%
Solid Waste	852,607	718,399	919,484	926,557	504,951	949,022	974,641	974,641	974,641	974,641	974,641	48,084	5.19%
Highway	2,170,002	2,141,376	2,521,632	2,556,510	1,446,610	2,492,224	2,580,437	2,580,437	2,517,566	2,517,566	2,517,566	(38,944)	-1.52%
<b>Public Works</b>	<b>4,139,563</b>	<b>3,943,909</b>	<b>4,734,672</b>	<b>4,787,918</b>	<b>2,742,019</b>	<b>4,626,223</b>	<b>4,874,989</b>	<b>4,874,989</b>	<b>4,787,118</b>	<b>4,787,118</b>	<b>4,787,118</b>	<b>(800)</b>	<b>-0.02%</b>
Contingency	66,932	104,298	150,000	150,000	-	150,000	150,000	150,000	150,000	150,000	150,000	-	0.00%
Refunds	126,296	112,766	115,000	115,000	160,209	163,595	115,000	115,000	115,000	115,000	115,000	-	0.00%
<b>Other</b>	<b>193,228</b>	<b>217,064</b>	<b>265,000</b>	<b>265,000</b>	<b>160,209</b>	<b>313,595</b>	<b>265,000</b>	<b>265,000</b>	<b>265,000</b>	<b>265,000</b>	<b>265,000</b>	<b>-</b>	<b>0.00%</b>
<b>Total Operating</b>	<b>16,614,586</b>	<b>16,947,351</b>	<b>19,313,127</b>	<b>19,365,804</b>	<b>12,667,283</b>	<b>18,833,769</b>	<b>21,268,711</b>	<b>20,180,079</b>	<b>20,259,276</b>	<b>20,194,751</b>	<b>20,194,751</b>	<b>828,948</b>	<b>4.28%</b>
Capital	43,060	138,193	36,000	36,000	36,000	36,000	73,666	73,666	38,000	11,000	11,000	(25,000)	-69.44%
Vehicle Repl - Equip	725,000	700,000	700,000	700,000	700,000	700,000	700,000	700,000	700,000	700,000	700,000	-	0.00%
Infrastructure	226,270	237,584	249,463	249,463	127,384	249,463	261,936	261,936	261,936	261,936	261,936	12,473	5.00%
Reserve Funds	425,190	198,940	208,187	208,187	208,187	208,187	216,996	216,996	216,996	451,301	451,301	243,114	116.78%
Debt	531,192	463,902	329,912	329,912	329,912	329,912	326,484	326,484	326,484	326,484	326,484	(3,428)	-1.04%
<b>Total Reserves &amp; Debt</b>	<b>1,950,712</b>	<b>1,738,619</b>	<b>1,523,562</b>	<b>1,523,562</b>	<b>1,401,483</b>	<b>1,523,562</b>	<b>1,579,082</b>	<b>1,579,082</b>	<b>1,543,416</b>	<b>1,750,721</b>	<b>1,750,721</b>	<b>227,159</b>	<b>14.91%</b>
<b>Roads</b>	<b>1,603,578</b>	<b>1,532,349</b>	<b>1,687,508</b>	<b>1,687,508</b>	<b>1,687,508</b>	<b>1,687,508</b>	<b>1,737,976</b>	<b>1,737,976</b>	<b>1,737,976</b>	<b>1,737,976</b>	<b>1,737,976</b>	<b>50,468</b>	<b>2.99%</b>
<b>Total Municipal</b>	<b>20,168,876</b>	<b>20,218,319</b>	<b>22,524,197</b>	<b>22,576,874</b>	<b>15,756,274</b>	<b>22,044,839</b>	<b>24,585,770</b>	<b>23,497,137</b>	<b>23,540,669</b>	<b>23,683,449</b>	<b>23,683,449</b>	<b>1,106,575</b>	<b>4.90%</b>
<b>Region 15</b>	<b>49,792,022</b>	<b>51,509,793</b>	<b>53,858,679</b>	<b>53,858,679</b>	<b>37,429,575</b>	<b>53,858,679</b>	<b>57,650,446</b>	<b>57,650,446</b>	<b>57,650,446</b>	<b>57,650,446</b>	<b>57,650,446</b>	<b>3,791,767</b>	<b>7.04%</b>
<b>Total</b>	<b>69,960,898</b>	<b>71,728,112</b>	<b>76,382,876</b>	<b>76,435,553</b>	<b>53,185,849</b>	<b>75,903,518</b>	<b>82,236,215</b>	<b>81,147,583</b>	<b>81,191,114</b>	<b>81,333,894</b>	<b>81,333,894</b>	<b>4,898,342</b>	<b>6.41%</b>



**TOWN OF SOUTHBURY  
FISCAL YEAR 2024-2025  
DEPARTMENTAL OPERATING BUDGET (\$)**

<b>DEPT:</b>	Selectman
<b>DEPT NUM:</b>	050

ACCT DESCRIPTION	ACCT OBJECT CODE	2021-2022	2022-2023	2023-2024			2024-2025 BUDGET				\$ CHANGE	% CHANGE	EXPLANATION	
		ACTUAL EXPENDITURE	ACTUAL EXPENDITURE	ADOPTED	AMENDED	YTD ACTUAL 01/31/2024	ESTIMATED EXPENDITURES	DEPARTMENT REQUEST	FIRST SEL BUDGET	BOS BUDGET				BOF BUDGET
SALARIES - DEPT. HEAD	60001	110,703	114,024	114,031	116,882	63,002	116,882	116,882	116,882	116,882	116,882	-	0.00%	<a href="#">60001</a>
SALARIES-FULL TIME OTH	60002	248,385	177,614	217,883	227,411	114,430	227,411	227,411	227,411	227,411	227,411	-	0.00%	<a href="#">60002</a>
SALARIES - OVERTIME	60004	2,520	2,603	3,440	3,440	795	3,440	3,440	3,440	3,440	3,440	-	0.00%	<a href="#">60004</a>
SALARIES - 1st SELECTMAN'S ASSISTAN	60007	74,516	71,782	76,858	80,355	42,935	80,355	80,355	80,355	80,355	80,355	-	0.00%	<a href="#">60007</a>
FIRST SELECTMAN EXPENSES	65114	1,695	1,695	1,696	1,696	1,384	1,696	1,696	1,696	1,696	1,696	-	0.00%	<a href="#">65114</a>
SELECTMAN EXPENSES	65022	2,274	2,372	5,930	5,930	848	2,372	5,930	5,930	5,930	5,930	-	0.00%	<a href="#">65022</a>
		-		-	-	-	-	-	-	-	-	-	N/A	
		-		-	-	-	-	-	-	-	-	-	N/A	
		-		-	-	-	-	-	-	-	-	-	N/A	
<b>TOTALS</b>		<b>440,093</b>	<b>370,090</b>	<b>419,838</b>	<b>435,714</b>	<b>223,393</b>	<b>432,156</b>	<b>435,714</b>	<b>435,714</b>	<b>435,714</b>	<b>435,714</b>	<b>-</b>	<b>0.00%</b>	

**TOWN OF SOUTHBURY  
FISCAL YEAR 2024-2025  
DEPARTMENTAL OPERATING BUDGET (\$)**

<b>DEPT:</b>	Service
<b>DEPT NUM:</b>	051

ACCT DESCRIPTION	ACCT OBJECT CODE	2021-2022	2022-2023	2023-2024			2024-2025 BUDGET				\$ CHANGE	% CHANGE	EXPLANATION	
		ACTUAL EXPENDITURE	ACTUAL EXPENDITURE	ADOPTED	AMENDED	YTD ACTUAL 01/31/2024	ESTIMATED EXPENDITURES	DEPARTMENT REQUEST	FIRST SEL BUDGET	BOS BUDGET				BOF BUDGET
Equipment Maintenance	61004	9,967	6,375	10,400	10,400	2,602	9,120	10,400	10,400	10,400	10,400	-	0.00%	<a href="#">61004</a>
Legal Notices	65025	15,919	16,000	16,000	16,000	4,833	12,500	16,000	16,000	16,000	16,000	-	0.00%	<a href="#">65025</a>
Postage	65026	28,675	21,906	33,000	33,000	14,456	27,500	33,000	33,000	33,000	33,000	-	0.00%	<a href="#">65026</a>
		-		-	-	-	-	-	-	-	-	-	N/A	
		-		-	-	-	-	-	-	-	-	-	N/A	
		-		-	-	-	-	-	-	-	-	-	N/A	
		-		-	-	-	-	-	-	-	-	-	N/A	
		-		-	-	-	-	-	-	-	-	-	N/A	
		-		-	-	-	-	-	-	-	-	-	N/A	
		-		-	-	-	-	-	-	-	-	-	N/A	
		-		-	-	-	-	-	-	-	-	-	N/A	
		-		-	-	-	-	-	-	-	-	-	N/A	
		-		-	-	-	-	-	-	-	-	-	N/A	
		-		-	-	-	-	-	-	-	-	-	N/A	
		-		-	-	-	-	-	-	-	-	-	N/A	
		-		-	-	-	-	-	-	-	-	-	N/A	
<b>TOTALS</b>		<b>54,560</b>	<b>44,281</b>	<b>59,400</b>	<b>59,400</b>	<b>21,891</b>	<b>49,120</b>	<b>59,400</b>	<b>59,400</b>	<b>59,400</b>	<b>59,400</b>	<b>-</b>	<b>0.00%</b>	

**TOWN OF SOUTHBURY  
FISCAL YEAR 2024-2025  
DEPARTMENTAL OPERATING BUDGET (\$)**

<b>DEPT:</b>	Other Expenses
<b>DEPT NUM:</b>	052

ACCT DESCRIPTION	ACCT OBJECT CODE	2021-2022	2022-2023	2023-2024		2024-2025 BUDGET						\$ CHANGE	% CHANGE	EXPLANATION
		ACTUAL EXPENDITURE	ACTUAL EXPENDITURE	ADOPTED	AMENDED	YTD ACTUAL 1/31/2024	ESTIMATED EXPENDITURES	DEPARTMENT REQUEST	FIRST SEL BUDGET	BOS BUDGET	BOF BUDGET			
VEHICLE DISPOSAL/ EVICT	61012	300	-	2,500	2,500	-	1,500	2,500	2,500	2,500	2,500	-	0.00%	<a href="#">61012</a>
ORGANIZATION & FEES	64001	25,974	26,768	29,471	29,471	28,002	28,961	30,643	30,643	30,643	30,643	1,172	3.98%	<a href="#">64001</a>
OFFICE SUPPLIES	63005	12,819	3,765	18,000	18,000	2,598	12,700	16,700	16,700	16,700	16,700	(1,300)	-7.22%	<a href="#">63005</a>
PROFESSIONAL SERVICES	64000	81,206	94,856	107,500	107,500	29,364	81,000	119,250	119,250	119,250	119,250	11,750	10.93%	<a href="#">64000</a>
OPERATING EXPENSES	65008	793	848	1,500	1,500	-	850	1,500	1,500	1,500	1,500	-	0.00%	<a href="#">65008</a>
MISCELLANEOUS	65000	4,088	3,411	6,000	6,000	2,060	4,500	5,000	5,000	5,000	5,000	(1,000)	-16.67%	<a href="#">65000</a>
		-		-	-	-	-	-	-	-	-	-	N/A	
		-		-	-	-	-	-	-	-	-	-	N/A	
		-		-	-	-	-	-	-	-	-	-	N/A	
<b>TOTALS</b>		<b>125,180</b>	<b>129,647</b>	<b>164,971</b>	<b>164,971</b>	<b>62,025</b>	<b>129,511</b>	<b>175,593</b>	<b>175,593</b>	<b>175,593</b>	<b>175,593</b>	<b>10,622</b>	<b>6.44%</b>	

**TOWN OF SOUTHBURY  
FISCAL YEAR 2024-2025  
DEPARTMENTAL OPERATING BUDGET (\$)**

<b>DEPT:</b>	Committee
<b>DEPT NUM:</b>	053

ACCT DESCRIPTION	ACCT OBJECT CODE	2021-2022	2022-2023	2023-2024				2024-2025 BUDGET				\$ CHANGE	% CHANGE	EXPLANATION
		ACTUAL EXPENDITURE	ACTUAL EXPENDITURE	ADOPTED	AMENDED	YTD ACTUAL 1/31/2024	ESTIMATED EXPENDITURES	DEPARTMENT REQUEST	FIRST SEL BUDGET	BOS BUDGET	BOF BUDGET			
CEMETERY	65100	-	63	100	100	-	-	100	100	100	100	-	0.00%	<a href="#">65100</a>
HISTORIC DISTRICT #1	65101	-	100	100	100	-	-	100	100	100	100	-	0.00%	<a href="#">65101</a>
MEMORIAL DAY PARADE	65040	2,834	3,500	4,500	4,500	-	4,500	6,500	6,500	6,500	6,500	2,000	44.44%	<a href="#">65040</a>
RECYCLING COMMITTEE	65102	-	-	500	500	-	-	1,000	1,000	1,000	1,000	500	100.00%	<a href="#">65102</a>
VOLUNTEER APPRECIATION	65104	-	-	2,500	2,500	1,541	1,541	3,000	3,000	3,000	3,000	500	20.00%	<a href="#">65104</a>
SOUTHBURY DAY	65043	7,519	17,571	25,519	25,519	20,368	20,368	25,519	25,519	25,519	25,519	-	0.00%	<a href="#">65043</a>
HISTORIC DISTRICT #2	65105	-	100	100	100	-	-	100	100	100	100	-	0.00%	<a href="#">65105</a>
									-	-	-	-	N/A	
	<b>TOTALS</b>	<b>10,353</b>	<b>21,334</b>	<b>33,319</b>	<b>33,319</b>	<b>21,908</b>	<b>26,409</b>	<b>36,319</b>	<b>36,319</b>	<b>36,319</b>	<b>36,319</b>	<b>3,000</b>	<b>9.00%</b>	

**TOWN OF SOUTHBURY  
FISCAL YEAR 2024-2025  
DEPARTMENTAL OPERATING BUDGET (\$)**

<b>DEPT:</b>	Labor
<b>DEPT NUM:</b>	055

ACCT DESCRIPTION	ACCT OBJECT CODE	2021-2022	2022-2023	2023-2024				2024-2025 BUDGET				\$ CHANGE	% CHANGE	EXPLANATION
		ACTUAL EXPENDITURE	ACTUAL EXPENDITURE	ADOPTED	AMENDED	YTD ACTUAL 1/31/2024	ESTIMATED EXPENDITURES	DEPARTMENT REQUEST	FIRST SEL BUDGET	BOS BUDGET	BOF BUDGET			
Medical Insurance	60101	1,807,774	1,856,197	2,117,363	2,117,363	1,127,637	2,072,545	2,373,792	2,373,792	2,373,792	2,373,792	256,428	12.11%	<a href="#">60101</a>
Pension-administration	60103	24,000	23,999	30,000	30,000	24,509	30,000	35,000	35,000	35,000	35,000	5,000	16.67%	<a href="#">60103</a>
Personnel/physicals	60104	3,156	5,000	5,000	5,000	1,303	5,000	5,000	5,000	5,000	5,000	-	0.00%	<a href="#">60104</a>
Emp'e assistance program	52034	-	-	1,600	1,600	-	-	1,600	1,600	1,600	1,600	-	0.00%	<a href="#">52034</a>
Training	65104	8,000	3,646	5,000	5,000	-	4,200	5,000	5,000	5,000	5,000	-	0.00%	<a href="#">65104</a>
Social Security	65041	594,514	638,504	673,547	673,547	357,174	673,547	719,444	719,444	719,444	719,444	45,897	6.81%	<a href="#">65041</a>
Unemployment	65042	9,650	1,744	5,000	5,000	-	3,200	5,000	5,000	5,000	5,000	-	0.00%	<a href="#">65042</a>
Compensation equalization	65103	-	-	150,000	-	-	-	175,000	175,000	175,000	175,000	175,000	N/A	<a href="#">65103</a>
Competitive salary adjustm	65113	-	-	73,324	55,510	-	-	90,000	90,000	90,000	90,000	34,490	62.13%	<a href="#">65113</a>
		-	-	-	-	-	-	-	-	-	-	-	N/A	
		-	-	-	-	-	-	-	-	-	-	-	N/A	
		-	-	-	-	-	-	-	-	-	-	-	N/A	
		-	-	-	-	-	-	-	-	-	-	-	N/A	
		-	-	-	-	-	-	-	-	-	-	-	N/A	
		-	-	-	-	-	-	-	-	-	-	-	N/A	
		-	-	-	-	-	-	-	-	-	-	-	N/A	
		-	-	-	-	-	-	-	-	-	-	-	N/A	
<b>TOTALS</b>		<b>2,447,093</b>	<b>2,529,090</b>	<b>3,060,834</b>	<b>2,893,020</b>	<b>1,510,623</b>	<b>2,788,492</b>	<b>3,409,835</b>	<b>3,409,835</b>	<b>3,409,835</b>	<b>3,409,835</b>	<b>516,815</b>	<b>17.86%</b>	

**TOWN OF SOUTHBURY  
FISCAL YEAR 2024-2025  
DEPARTMENTAL OPERATING BUDGET (\$)**

<b>DEPT:</b>	IT
<b>DEPT NUM:</b>	056

ACCT DESCRIPTION	ACCT OBJECT CODE	2021-2022	2022-2023	2023-2024			2024-2025 BUDGET				\$ CHANGE	% CHANGE	EXPLANATION	
		ACTUAL EXPENDITURE	ACTUAL EXPENDITURE	ADOPTED	AMENDED	YTD ACTUAL 1/31/2024	ESTIMATED EXPENDITURES	DEPARTMENT REQUEST	FIRST SEL BUDGET	BOS BUDGET				BOF BUDGET
SALARIES-FULL TIME OTHER	60002	147,992	152,433	152,439	157,430	87,750	157,430	157,430	157,430	157,430	157,430	-	0.00%	<a href="#">60002</a>
SALARIES- PART TIME	60003	52,673	49,140	49,140	49,140	36,400	49,140	49,140	-	30,940	30,940	(18,200)	-37.04%	<a href="#">60003</a>
SOFTWARE SUPPORT	61006	124,361	142,074	146,252	146,252	120,243	148,031	177,203	177,203	177,203	177,203	30,950	21.16%	<a href="#">61006</a>
SYSTEM SUPPORT	61007	20,609	20,882	34,050	34,050	8,048	35,853	35,853	35,853	35,853	35,853	1,803	5.29%	<a href="#">61007</a>
SOFTWARE UPGRADES	61016	-	-	1,600	1,600	-	1,600	1,600	1,600	1,600	1,600	-	0.00%	<a href="#">61016</a>
GIS SUPPORT/MAINTENANC	61009	13,114	2,200	22,500	22,500	20,313	23,000	25,500	25,500	25,500	25,500	3,000	13.33%	<a href="#">61009</a>
TELEPHONES	62003	53,028	52,260	61,840	61,840	31,743	64,520	67,020	67,020	67,020	67,020	5,180	8.38%	<a href="#">62003</a>
TRAINING	65014	2,600	2,580	5,935	5,935	199	2,785	5,935	5,935	5,935	5,935	-	0.00%	<a href="#">65014</a>
	<b>TOTALS</b>	<b>414,376</b>	<b>421,569</b>	<b>473,756</b>	<b>478,747</b>	<b>304,696</b>	<b>482,358</b>	<b>519,680</b>	<b>470,540</b>	<b>501,480</b>	<b>501,480</b>	<b>22,733</b>	<b>4.75%</b>	

**TOWN OF SOUTHBURY  
FISCAL YEAR 2024-2025  
DEPARTMENTAL OPERATING BUDGET (\$)**

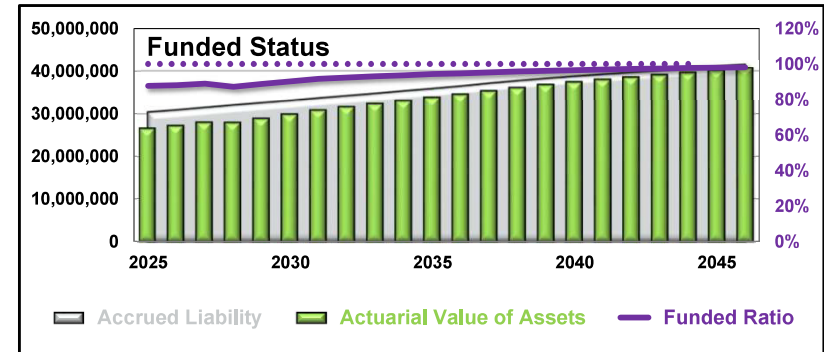
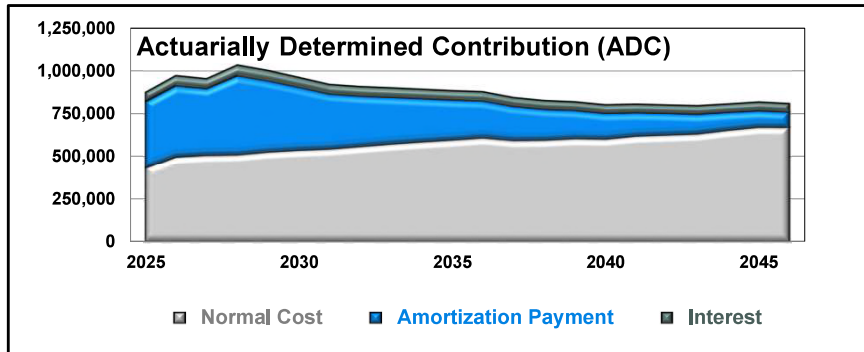
<b>DEPT:</b>	055
<b>DEPT NUM:</b>	Pension

ACCT DESCRIPTION	ACCT OBJECT CODE	2021-2022	2022-2023	2023-2024			2024-2025 BUDGET				\$ CHANGE	% CHANGE	EXPLANATION	
		ACTUAL EXPENDITURE	ACTUAL EXPENDITURE	ADOPTED	AMENDED	YTD ACTUAL	ESTIMATED EXPENDITURES	DEPARTMENT REQUEST	FIRST SEL BUDGET	BOS BUDGET				BOF BUDGET
Pension Contribution		843,000	793,000	693,000	693,000	346,500	693,000	693,000	693,000	693,000	693,000	-	0.00%	
												-	N/A	
Add'l funding from fund balance		567,000	271,000	412,000	412,000	206,000	412,000	441,000	441,000	441,000	441,000	29,000	7.04%	
											-	-	N/A	
DC Plan		62,500	75,200	82,500	82,500	46,200	92,500	95,500	95,500	95,500	95,500	13,000	15.76%	
												-	N/A	
From fund balance		(567,000)	(271,000)	(412,000)	(412,000)	(206,000)	(412,000)	(441,000)	(441,000)	(441,000)	(441,000)	(29,000)	7.04%	
		-		-	-	-	-	-	-	-	-	-	N/A	
		-		-	-	-	-	-	-	-	-	-	N/A	
		-		-	-	-	-	-	-	-	-	-	N/A	
		-		-	-	-	-	-	-	-	-	-	N/A	
		-		-	-	-	-	-	-	-	-	-	N/A	
		-		-	-	-	-	-	-	-	-	-	N/A	
		-		-	-	-	-	-	-	-	-	-	N/A	
		-		-	-	-	-	-	-	-	-	-	N/A	
		-		-	-	-	-	-	-	-	-	-	N/A	
		-		-	-	-	-	-	-	-	-	-	N/A	
		-		-	-	-	-	-	-	-	-	-	N/A	
<b>TOTALS</b>		<b>905,500</b>	<b>868,200</b>	<b>775,500</b>	<b>775,500</b>	<b>392,700</b>	<b>785,500</b>	<b>788,500</b>	<b>788,500</b>	<b>788,500</b>	<b>788,500</b>	<b>13,000</b>	1.68%	

## TOWN OF SOUTHBURY PENSION PLAN - Long-term Projection Based on July 1, 2023 Valuation All Groups

**Interest Rate Assumption**            **6.25%**  
**Fixed Amortization Period**       **15 Year Closed**

Projection Assumptions: The number of active Police members remains constant. Terminating and retiring active Police members are replaced by new members with the same age / service / gender characteristics as Police members who entered the DB plan during the past few plan years. Pay increases according to the salary scale assumption each year. The Town always pays the Total Contribution shown below. The investments earn annual returns equal to the interest rate assumption. There are no plan changes, assumption changes, or funding method changes.



FYE	ADC	Add'l Contrib	From Budget	From Gen. Fund	Total Contrib	Valuation Year	Funded Ratio
2024	868,000	237,000	693,000	412,000	1,105,000	2024	88.0%
2025	872,000	262,000	693,000	441,000	1,134,000	2025	89.0%
2026	972,000	262,000	693,000	541,000	1,234,000	2026	87.2%
2027	953,000	147,000	693,000	407,000	1,100,000	2027	88.7%
2028	1,033,000	147,000	693,000	487,000	1,180,000	2028	90.2%
2029	1,002,000	147,000	693,000	456,000	1,149,000	2029	91.6%
2030	961,000	0	590,000	371,000	961,000	2030	92.4%
2031	920,000	0	559,000	361,000	920,000	2031	93.1%
2032	907,000	0	547,000	360,000	907,000	2032	93.7%

This work product was prepared solely for the Town for the purposes described herein and may not be appropriate to use for other purposes. Milliman does not intend to benefit and assumes no duty or liability to other parties who receive this work. Except as otherwise indicated above, the explanatory notes contained in the July 1, 2022 valuation report dated February 6, 2023, including statements of reliance and limitations on use, continue to apply.

This forecast is based on the results of the July 1, 2023 actuarial valuation and assumes that the Town will pay the "Total Contribution" amounts shown above each year, the assets will return 6.25% on a market value basis each year, and there are no future changes in the actuarial methods or assumptions or in the plan provisions. Actual results at each point in time will yield different values, reflecting the actual experience of the plan membership and assets.

Except as otherwise indicated, the explanatory notes contained in the July 1, 2022 valuation report dated February 6, 2023, including statements of reliance and limitations on use, continue to apply.

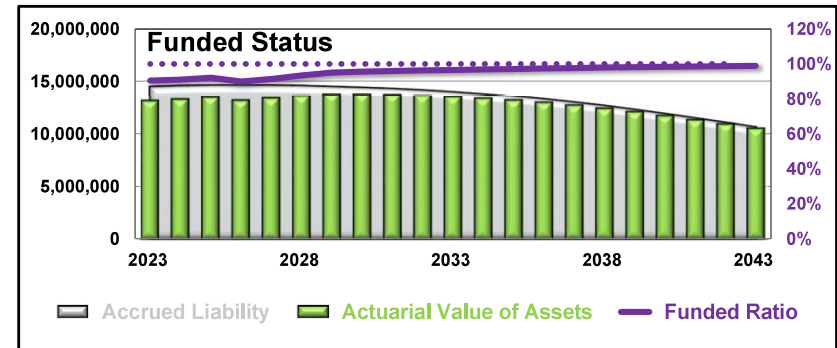
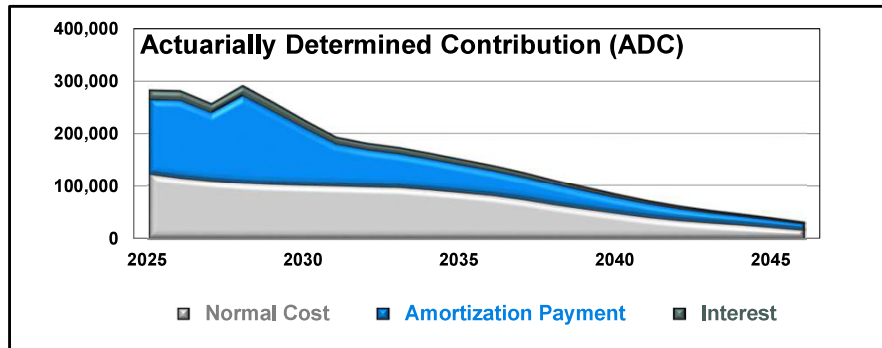
This work product was prepared solely for the Town for the purposes described herein and may not be appropriate to use for other purposes. Milliman does not intend to benefit and assumes no duty or liability to other parties who receive this work. Milliman recommends that third parties be aided by their own actuary or other qualified professional when reviewing the Milliman work product.



## TOWN OF SOUTHBURY PENSION PLAN - Long-term Projection Based on July 1, 2023 Valuation Non-Police Employees

**Interest Rate Assumption**      **6.25%**  
**Fixed Amortization Period**      **15 Year Closed**

Projection Assumptions: Pay increases according to the salary scale assumption each year. The Town always pays the Total Contribution shown below. The investments earn annual returns equal to the interest rate assumption. There are no plan changes, assumption changes, or funding method changes.



FYE	ADC	Add'l Contrib	From Budget	From Gen. Fund	Total Contrib		Funded Ratio		
							Valuation Year	Goal	Actual
2024	286,000	152,000	327,000	111,000	438,000	from prior valuation	2024	90.0%	91.0%
2025	282,000	147,000	327,000	102,000	429,000		2025	91.0%	92.1%
2026	281,000	147,000	327,000	101,000	428,000		2026	92.0%	89.8%
2027	256,000	147,000	327,000	76,000	403,000		2027	93.0%	91.5%
2028	290,000	147,000	327,000	110,000	437,000		2028	94.0%	93.3%
2029	258,000	147,000	327,000	78,000	405,000		2029	95.0%	95.0%
2030	224,000	0	224,000	0	224,000		2030	95.0%	95.6%
2031	193,000	0	193,000	0	193,000		2031	95.0%	95.9%
2032	181,000	0	181,000	0	181,000		2032	95.0%	96.2%

This work product was prepared solely for the Town for the purposes described herein and may not be appropriate to use for other purposes. Milliman does not intend to benefit and assumes no duty or liability to other parties who receive this work. Except as otherwise indicated above, the explanatory notes contained in the July 1, 2022 valuation report dated February 6, 2023, including statements of reliance and limitations on use, continue to apply.

growth rate **0%**

**Scenario basis: funded ratio goal is 95% by 2029; total contribution reflects amount \$147k/year over and above the Actuarially Determined Contribution; contribution from budget increases by 0%/year and remainder is paid from the General Fund.**

This forecast is based on the results of the July 1, 2023 actuarial valuation and assumes that the Town will pay the "Total Contribution" amounts shown above each year, the assets will return 6.25% on a market value basis each year, and there are no future changes in the actuarial methods or assumptions or in the plan provisions. Actual results at each point in time will yield different values, reflecting the actual experience of the plan membership and assets.

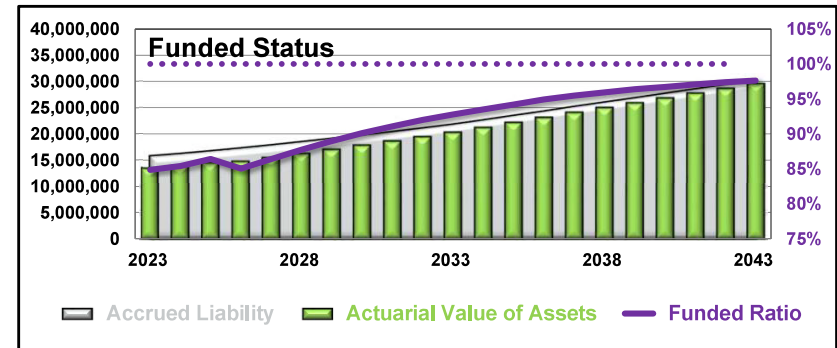
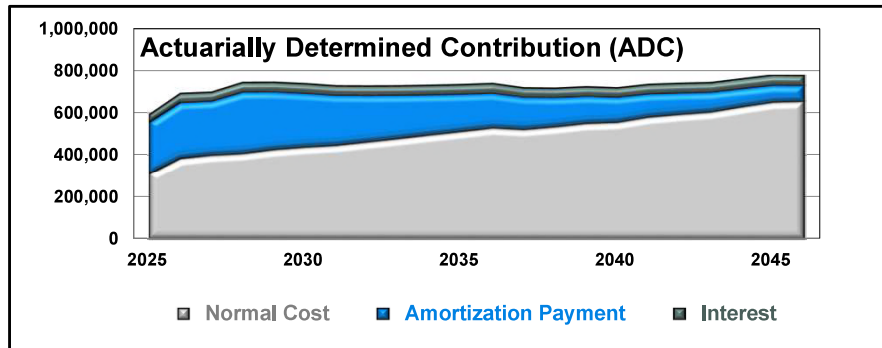
Except as otherwise indicated, the explanatory notes contained in the July 1, 2022 valuation report dated February 6, 2023, including statements of reliance and limitations on use, continue to apply.

This work product was prepared solely for the Town for the purposes described herein and may not be appropriate to use for other purposes. Milliman does not intend to benefit and assumes no duty or liability to other parties who receive this work. Milliman recommends that third parties be aided by their own actuary or other qualified professional when reviewing the Milliman work product.

## TOWN OF SOUTHBURY PENSION PLAN - Long-term Projection Based on July 1, 2023 Valuation Police Employees

**Interest Rate Assumption**      **6.25%**  
**Fixed Amortization Period**      **15 Year Closed**

Projection Assumptions: The number of active Police members remains constant. Terminating and retiring active Police members are replaced by new members with the same age / service / gender characteristics as Police members who entered the DB plan during the past few plan years. Pay increases according to the salary scale assumption each year. The Town always pays the Total Contribution shown below. The investments earn annual returns equal to the interest rate assumption. There are no plan changes, assumption changes, or funding method changes.



FYE	ADC	Add'l Contrib	From Budget	From Gen. Fund	Total Contrib	from prior valuation	Funded Ratio	
							Valuation Year	Goal
2024	582,000	85,000	366,000	301,000	667,000	2024	85.0%	85.4%
2025	590,000	115,000	366,000	339,000	705,000	2025	85.0%	86.4%
2026	691,000	115,000	366,000	440,000	806,000	2026	85.0%	85.0%
2027	697,000	0	366,000	331,000	697,000	2027	85.0%	86.4%
2028	743,000	0	366,000	377,000	743,000	2028	85.0%	87.7%
2029	744,000	0	366,000	378,000	744,000	2029	85.0%	89.0%
2030	737,000	0	366,000	371,000	737,000	2030	85.0%	90.1%
2031	727,000	0	366,000	361,000	727,000	2031	85.0%	91.1%
2032	726,000	0	366,000	360,000	726,000	2032	85.0%	92.0%

growth rate 0%

Scenario basis: funded ratio goal is 85% by 2025; total contribution reflects amount \$115k/year over and above the Actuarially Determined Contribution; contribution from budget increases by 0%/year and remainder is paid from the General Fund.

This work product was prepared solely for the Town for the purposes described herein and may not be appropriate to use for other purposes. Milliman does not intend to benefit and assumes no duty or liability to other parties who receive this work. Except as otherwise indicated above, the explanatory notes contained in the July 1, 2022 valuation report dated February 6, 2023, including statements of reliance and limitations on use, continue to apply.

This forecast is based on the results of the July 1, 2023 actuarial valuation and assumes that the Town will pay the "Total Contribution" amounts shown above each year, the assets will return 6.25% on a market value basis each year, and there are no future changes in the actuarial methods or assumptions or in the plan provisions. Actual results at each point in time will yield different values, reflecting the actual experience of the plan membership and assets.

Except as otherwise indicated, the explanatory notes contained in the July 1, 2022 valuation report dated February 6, 2023, including statements of reliance and limitations on use, continue to apply.

This work product was prepared solely for the Town for the purposes described herein and may not be appropriate to use for other purposes. Milliman does not intend to benefit and assumes no duty or liability to other parties who receive this work. Milliman recommends that third parties be aided by their own actuary or other qualified professional when reviewing the Milliman work product.

**TOWN OF SOUTHBURY  
FISCAL YEAR 2024-2025  
DEPARTMENTAL OPERATING BUDGET (\$)**

<b>DEPT:</b>	060
<b>DEPT NUM:</b>	Probate Court

ACCT DESCRIPTION	ACCT OBJECT CODE	2021-2022	2022-2023	2023-2024			2024-2025 BUDGET				\$ CHANGE	% CHANGE	EXPLANATION	
		ACTUAL EXPENDITURE	ACTUAL EXPENDITURE	ADOPTED	AMENDED	YTD ACTUAL	ESTIMATED EXPENDITURES	DEPARTMENT REQUEST	FIRST SEL BUDGET	BOS BUDGET				BOF BUDGET
Operating - Southbury share	65008	8,126	8,108	8,108	8,108	8,108	8,108	8,988	8,988	8,988	8,988	880	10.86%	<a href="#">65008</a>
		-	-	-	-	-	-	-	-	-	-	-	N/A	
		-	-	-	-	-	-	-	-	-	-	-	N/A	
		-	-	-	-	-	-	-	-	-	-	-	N/A	
		-	-	-	-	-	-	-	-	-	-	-	N/A	
		-	-	-	-	-	-	-	-	-	-	-	N/A	
		-	-	-	-	-	-	-	-	-	-	-	N/A	
		-	-	-	-	-	-	-	-	-	-	-	N/A	
		-	-	-	-	-	-	-	-	-	-	-	N/A	
		-	-	-	-	-	-	-	-	-	-	-	N/A	
		-	-	-	-	-	-	-	-	-	-	-	N/A	
		-	-	-	-	-	-	-	-	-	-	-	N/A	
		-	-	-	-	-	-	-	-	-	-	-	N/A	
		-	-	-	-	-	-	-	-	-	-	-	N/A	
		-	-	-	-	-	-	-	-	-	-	-	N/A	
		-	-	-	-	-	-	-	-	-	-	-	N/A	
<b>TOTALS</b>		<b>8,126</b>	<b>8,108</b>	<b>8,108</b>	<b>8,108</b>	<b>8,108</b>	<b>8,108</b>	<b>8,988</b>	<b>8,988</b>	<b>8,988</b>	<b>8,988</b>	<b>880</b>	<b>10.86%</b>	

**REGION 22 PROBATE DISTRICT**  
 Itemized Municipal Budget  
 PROPOSED FY2024-25 BUDGET  
 As of 12/31/2022

PROPOSED MUNICIPAL BUDGET July 1, 2024 - June 30, 2025					
TOWN	2021-22 NET GRAND LIST*	PRORATION	Assessment	Book keeping Fee to Southbury (15%)	TOTAL ASSESSMENT
Woodbury	\$ 1,075,565,304.00	12.097%	\$ 4,497.25	\$ 449.72	\$ 4,946.97
Watertown	\$ 1,842,356,004.00	20.721%	\$ 7,703.42	\$ 770.34	\$ 8,473.76
Bethlehem	\$ 369,630,654.00	4.157%	\$ 1,545.53	\$ 154.55	\$ 1,700.09
Southbury	\$ 2,149,645,934.00	24.177%	\$ 8,988.29		\$ 8,988.29
Oxford	\$ 1,558,563,727.00	17.529%	\$ 6,516.80	\$ 651.68	\$ 7,168.48
Washington	\$ 1,225,840,759.00	13.787%	\$ 5,125.59	\$ 512.56	\$ 5,638.15
Roxbury	\$ 669,678,440.00	7.532%	\$ 2,800.12	\$ 280.01	\$ 3,080.13
<b>TOTAL</b>	<b>\$ 8,891,280,822.00</b>	<b>100.000%</b>	<b>\$ 37,177.00</b>	<b>\$ 2,818.87</b>	<b>\$ 39,995.87</b>

DETAIL											
Scanning	Film Storage	Fax Line	Cable Broadband	Website	Digital Software Network Support	Postage, Meter Rental + Supplies	COPIER (Contract + Supplies)	Office Supplies			ANNUAL TOTAL
\$ 4,100.00	\$ 1,100.00	\$ 600.00	\$ 5,400.00	\$ 600.00	\$ 1,382.00	\$ 14,000.00	\$ 1,226.00	\$ 8,769.00	\$ -		\$ 37,177.00

\* Source: Connecticut State Office of Policy Management

**TOWN OF SOUTHBURY  
FISCAL YEAR 2024-2025  
DEPARTMENTAL OPERATING BUDGET (\$)**

<b>DEPT:</b>	Elections
<b>DEPT NUM:</b>	061

ACCT DESCRIPTION	ACCT OBJECT CODE	2021-2022	2022-2023	2023-2024			2024-2025 BUDGET				\$ CHANGE	% CHANGE	EXPLANATION	
		ACTUAL EXPENDITURE	ACTUAL EXPENDITURE	ADOPTED	AMENDED	YTD ACTUAL 3/31/24	ESTIMATED EXPENDITURES	DEPARTMENT REQUEST	FIRST SEL BUDGET	BOS BUDGET				BOF BUDGET
SALARIES - DEPT. HEAD	60001	39,571	42,966	44,020	44,020	31,593	44,020	44,020	44,020	44,020	44,020	-	0.00%	<a href="#">60001</a>
SALARIES-PART TIME	60003	30,127	31,834	32,098	33,068	21,395	33,484	33,484	33,484	33,484	33,484	416	1.26%	<a href="#">60003</a>
SALARIES-OTHER POLL WORKERS	60005	16,972	31,133	41,349	41,349	13,789	45,238	49,039	49,039	49,039	49,039	7,690	18.60%	<a href="#">60005</a>
OPERATING-ELECTIONS	65007	14,596	27,527	43,078	43,078	14,900	37,893	35,075	35,075	35,075	35,075	(8,003)	-18.58%	<a href="#">65007</a>
OPERATING EXPENSES	65008	2,464	471	4,200	4,200	1,575	4,300	4,600	4,600	4,600	4,600	400	9.52%	<a href="#">65008</a>
CERTIFICATION	65015	3,670	2,220	4,000	4,000	2,951	4,000	4,000	4,000	4,000	4,000	-	0.00%	<a href="#">65015</a>
		-		-	-	-						-	N/A	
		-		-	-	-						-	N/A	
									-	-	-	-	N/A	
									-	-	-	-	N/A	
									-	-	-	-	N/A	
	<b>TOTALS</b>	<b>107,400</b>	<b>136,150</b>	<b>168,745</b>	<b>169,715</b>	<b>86,202</b>	<b>168,935</b>	<b>170,218</b>	<b>170,218</b>	<b>170,218</b>	<b>170,218</b>	<b>504</b>	<b>0.30%</b>	

**TOWN OF SOUTHBURY  
FISCAL YEAR 2024-2025  
DEPARTMENTAL OPERATING BUDGET (\$)**

**DEPT:** 062  
**DEPT NUM:** Department of Finance

ACCT DESCRIPTION	ACCT OBJECT CODE	2021-2022	2022-2023	2023-2024			2024-2025 BUDGET				\$ CHANGE	% CHANGE	EXPLANATION	
		ACTUAL EXPENDITURE	ACTUAL EXPENDITURE	ADOPTED	AMENDED	YTD ACTUAL 1/31/2024	ESTIMATED EXPENDITURES	DEPARTMENT REQUEST	FIRST SEL BUDGET	BOS BUDGET				BOF BUDGET
Salaries- Overtime	62004	100	100	100	100	-	100	588	588	588	588	488	487.70%	
													N/A	
Municipal Auditors	64006	40,400	41,200	52,400	52,400	52,400	52,400	52,400	52,400	52,400	52,400	-	0.00%	
													N/A	
Internal Audit / Professional Services	64000	34,507	35,257	37,500	37,500	16,649	27,500	47,500	22,500	22,500	22,500	(15,000)	-40.00%	
		-		-	-	-			-	-	-	-	N/A	
		-		-	-	-			-	-	-	-	N/A	
		-		-	-	-			-	-	-	-	N/A	
		-		-	-	-			-	-	-	-	N/A	
		-		-	-	-			-	-	-	-	N/A	
		-		-	-	-			-	-	-	-	N/A	
		-		-	-	-			-	-	-	-	N/A	
		-		-	-	-			-	-	-	-	N/A	
		-		-	-	-			-	-	-	-	N/A	
		-		-	-	-			-	-	-	-	N/A	
		-		-	-	-			-	-	-	-	N/A	
		-		-	-	-			-	-	-	-	N/A	
		-		-	-	-			-	-	-	-	N/A	
		-		-	-	-			-	-	-	-	N/A	
		-		-	-	-			-	-	-	-	N/A	
		-		-	-	-			-	-	-	-	N/A	
		-		-	-	-			-	-	-	-	N/A	
		-		-	-	-			-	-	-	-	N/A	
		-		-	-	-			-	-	-	-	N/A	
<b>TOTALS</b>		<b>75,007</b>	<b>76,557</b>	<b>90,000</b>	<b>90,000</b>	<b>69,049</b>	<b>80,000</b>	<b>100,488</b>	<b>75,488</b>	<b>75,488</b>	<b>75,488</b>	<b>(14,512)</b>	<b>-16.12%</b>	

**TOWN OF SOUTHBURY  
FISCAL YEAR 2024-2025  
DEPARTMENTAL OPERATING BUDGET (\$)**

<b>DEPT:</b>	Assessment Appeals
<b>DEPT NUM:</b>	063

ACCT DESCRIPTION	ACCT OBJECT CODE	2021-2022	2022-2023	2023-2024			2024-2025 BUDGET				\$ CHANGE	% CHANGE	EXPLANATION	
		ACTUAL EXPENDITURE	ACTUAL EXPENDITURE	ADOPTED	AMENDED	YTD ACTUAL 1/31/2024	ESTIMATED EXPENDITURES	DEPARTMENT REQUEST	FIRST SEL BUDGET	BOS BUDGET				BOF BUDGET
SALARIES - PART TIME	60003	141	1,000	1,000	1,000	-	850	1,000	1,000	1,000	1,000	-	0.00%	<a href="#">60003</a>
OPERATING EXPENSES	65008	-	50	5,000	5,000	-	2,500	2,500	2,500	2,500	2,500	(2,500)	-50.00%	<a href="#">65008</a>
		-		-	-	-		-	-	-	-	-	N/A	
								-	-	-	-	-	N/A	
<b>TOTALS</b>		<b>141</b>	<b>1,050</b>	<b>6,000</b>	<b>6,000</b>	<b>-</b>	<b>3,350</b>	<b>3,500</b>	<b>3,500</b>	<b>3,500</b>	<b>3,500</b>	<b>(2,500)</b>	<b>-41.67%</b>	

**TOWN OF SOUTHBURY  
FISCAL YEAR 2024-2025  
DEPARTMENTAL OPERATING BUDGET (\$)**

<b>DEPT:</b>	Fiscal
<b>DEPT NUM:</b>	064

ACCT DESCRIPTION	ACCT OBJECT CODE	2021-2022	2022-2023	2023-2024				2024-2025 BUDGET				\$ CHANGE	% CHANGE	EXPLANATION
		ACTUAL EXPENDITURE	ACTUAL EXPENDITURE	ADOPTED	AMENDED	YTD ACTUAL 1/31/2024	ESTIMATED EXPENDITURES	DEPARTMENT REQUEST	FIRST SEL BUDGET	BOS BUDGET	BOF BUDGET			
SALARIES - DEPT. HEAD	60001	141,143	168,376	168,376	175,700	94,537	175,700	175,700	175,700	175,700	175,700	-	0.00%	<a href="#">60001</a>
SALARIES-FULL TIME OTHER	60002	163,623	194,607	205,871	205,871	110,487	205,871	205,871	205,871	205,871	205,871	-	0.00%	<a href="#">60002</a>
SALARIES - OVERTIME	60004	914	2,000	2,000	2,000	2,143	2,143	2,000	2,000	2,000	2,000	-	0.00%	<a href="#">60004</a>
OPERATING EXPENSES	65008	34,451	34,340	44,530	44,530	26,125	44,430	57,030	57,030	57,030	57,030	12,500	28.07%	<a href="#">65008</a>
		-	-	-	-	-	-	-	-	-	-	-	N/A	
		-	-	-	-	-	-	-	-	-	-	-	N/A	
		-	-	-	-	-	-	-	-	-	-	-	N/A	
		-	-	-	-	-	-	-	-	-	-	-	N/A	
		-	-	-	-	-	-	-	-	-	-	-	N/A	
		-	-	-	-	-	-	-	-	-	-	-	N/A	
<b>TOTALS</b>		<b>340,131</b>	<b>399,324</b>	<b>420,777</b>	<b>428,101</b>	<b>233,292</b>	<b>428,144</b>	<b>440,601</b>	<b>440,601</b>	<b>440,601</b>	<b>440,601</b>	<b>12,500</b>	2.92%	



**TOWN OF SOUTHBURY  
FISCAL YEAR 2024-2025  
DEPARTMENTAL OPERATING BUDGET (\$)**

<b>DEPT:</b>	Tax
<b>DEPT NUM:</b>	065

ACCT DESCRIPTION	ACCT OBJECT CODE	2021-2022	2022-2023	2023-2024		2024-2025 BUDGET				\$ CHANGE	% CHANGE	EXPLANATION		
		ACTUAL EXPENDITURE	ACTUAL EXPENDITURE	ADOPTED	AMENDED	YTD ACTUAL 1/31/2024	ESTIMATED EXPENDITURES	DEPARTMENT REQUEST	FIRST SEL BUDGET				BOS BUDGET	BOF BUDGET
SALARIES- DEPT HEAD	60001	71,744	69,377	77,496	82,000	43,612	82,000	82,000	82,000	82,000	82,000	-	0.00%	<a href="#">60001</a>
SALARIES-FULL TIME OTHER	60002	51,044	46,147	45,078	46,210	30,011	46,210	46,210	46,210	46,210	46,210	-	0.00%	<a href="#">60002</a>
SALARIES - OVERTIME	60004	54	300	300	300	1,470	500	1,333	1,333	1,333	1,333	1,033	344.33%	<a href="#">60004</a>
OPERATING EXPENSES	65008	24,199	20,721	37,767	37,767	15,983	27,749	38,329	38,329	38,329	38,329	562	1.49%	<a href="#">65008</a>
		-	-	-	-	-	-	-	-	-	-	-	N/A	
		-	-	-	-	-	-	-	-	-	-	-	N/A	
		-	-	-	-	-	-	-	-	-	-	-	N/A	
		-	-	-	-	-	-	-	-	-	-	-	N/A	
		-	-	-	-	-	-	-	-	-	-	-	N/A	
	<b>TOTALS</b>	<b>147,041</b>	<b>136,544</b>	<b>160,641</b>	<b>166,277</b>	<b>91,076</b>	<b>156,459</b>	<b>167,872</b>	<b>167,872</b>	<b>167,872</b>	<b>167,872</b>	<b>1,595</b>	<b>0.96%</b>	

**TOWN OF SOUTHBURY  
FISCAL YEAR 2024-2025  
DEPARTMENTAL OPERATING BUDGET (\$)**

<b>DEPT:</b>	Assessor
<b>DEPT NUM:</b>	069

ACCT DESCRIPTION	ACCT OBJECT CODE	2021-2022	2022-2023	2023-2024			2024-2025 BUDGET				\$ CHANGE	% CHANGE	EXPLANATION	
		ACTUAL EXPENDITURE	ACTUAL EXPENDITURE	ADOPTED	AMENDED	YTD ACTUAL 1/31/2024	ESTIMATED EXPENDITURES	DEPARTMENT REQUEST	FIRST SEL BUDGET	BOS BUDGET				BOF BUDGET
SALARIES - DEPT. HEAD	60001	81,949	92,625	92,625	92,625	50,968	92,625	92,625	92,625	92,625	92,625	-	0.00%	<a href="#">60001</a>
SALARIES-FULL TIME OTH	60002	51,351	54,392	60,081	62,728	33,499	62,728	62,728	62,728	62,728	62,728	-	0.00%	<a href="#">60002</a>
SALARIES - OVERTIME	60004	800	800	800	800	3,098	3,098	800	800	800	800	-	0.00%	<a href="#">60004</a>
PROFESSIONAL SERVICES	64000	16,369	5,713	19,500	19,500	15,000	19,500	19,500	19,500	19,500	19,500	-	0.00%	<a href="#">64000</a>
OPERATING EXPENSES	65008	6,253	8,035	14,784	14,784	3,118	14,044	16,100	16,100	16,100	16,100	1,316	8.90%	<a href="#">65008</a>
		-		-	-	-						-	N/A	
		-		-	-	-						-	N/A	
		-		-	-	-						-	N/A	
												-	N/A	
												-	N/A	
												-	N/A	
<b>TOTALS</b>		<b>156,722</b>	<b>161,565</b>	<b>187,790</b>	<b>190,437</b>	<b>105,683</b>	<b>191,996</b>	<b>191,753</b>	<b>191,753</b>	<b>191,753</b>	<b>191,753</b>	<b>1,316</b>	<b>0.69%</b>	

**TOWN OF SOUTHBURY  
FISCAL YEAR 2024-2025  
DEPARTMENTAL OPERATING BUDGET (\$)**

<b>DEPT:</b>	Town Clerk
<b>DEPT NUM:</b>	070

ACCT DESCRIPTION	ACCT OBJECT CODE	2021-2022	2022-2023	2023-2024			2024-2025 BUDGET				\$ CHANGE	% CHANGE	EXPLANATION	
		ACTUAL EXPENDITURE	ACTUAL EXPENDITURE	ADOPTED	AMENDED	YTD ACTUAL 1/31/2024	ESTIMATED EXPENDITURES	DEPARTMENT REQUEST	FIRST SEL BUDGET	BOS BUDGET				BOF BUDGET
SALARIES - DEPT. HEAD	60001	83,476	82,148	85,980	85,980	45,455	85,980	85,980	85,980	85,980	85,980	-	0.00%	<a href="#">60001</a>
SALARIES-FULL TIME OTH	60002	143,153	132,970	125,618	138,539	61,999	138,539	138,539	115,352	115,352	115,352	(23,187)	-16.74%	<a href="#">60002</a>
SALARIES - OVERTIME	60004	189	593	1,500	1,500	115	500	2,000	2,000	2,000	2,000	500	33.33%	<a href="#">60004</a>
INDEXING & FILMING	61010	19,591	12,303	27,925	27,925	9,513	29,933	27,579	27,579	27,579	27,579	(346)	-1.24%	<a href="#">61010</a>
CODIFICATION	61011	2,998	2,589	4,000	4,000	3,018	3,018	3,500	3,500	3,500	3,500	(500)	-12.50%	<a href="#">61011</a>
OPERATING EXPENSES	65008	5,393	5,707	6,425	6,425	2,426	5,945	8,018	8,018	8,018	8,018	1,593	24.80%	<a href="#">65008</a>
		-		-	-	-	-	-	-	-	-	-	N/A	
		-		-	-	-	-	-	-	-	-	-	N/A	
		-		-	-	-	-	-	-	-	-	-	N/A	
		-		-	-	-	-	-	-	-	-	-	N/A	
<b>TOTALS</b>		<b>254,800</b>	<b>236,309</b>	<b>251,448</b>	<b>264,369</b>	<b>122,526</b>	<b>263,916</b>	<b>265,616</b>	<b>242,429</b>	<b>242,429</b>	<b>242,429</b>	<b>(21,940)</b>	<b>-8.30%</b>	

**TOWN OF SOUTHBURY  
FISCAL YEAR 2024-2025  
DEPARTMENTAL OPERATING BUDGET (\$)**

<b>DEPT:</b>	<b>Building</b>
<b>DEPT NUM:</b>	<b>071</b>

ACCT DESCRIPTION	ACCT OBJECT CODE	2021-2022	2022-2023	2023-2024			2024-2025 BUDGET				\$ CHANGE	% CHANGE	EXPLANATION	
		ACTUAL EXPENDITURE	ACTUAL EXPENDITURE	ADOPTED	AMENDED	YTD ACTUAL 1/31/2024	ESTIMATED EXPENDITURES	DEPARTMENT REQUEST	FIRST SEL BUDGET	BOS BUDGET				BOF BUDGET
SALARIES - DEPT. HEAD	60001	87,048	89,660	89,671	91,914	51,860	91,914	91,914	91,914	91,914	91,914	-	0.00%	<a href="#">60001</a>
SALARIES-FULL TIME OTH	60002	82,952	88,139	88,139	91,017	55,044	91,017	91,017	91,017	91,017	91,017	-	0.00%	<a href="#">60002</a>
SALARIES - OVERTIME	60004	390	1,000	1,000	1,000	6	1,000	1,000	1,000	1,000	1,000	-	0.00%	<a href="#">60004</a>
VEHICLES OPERATING EXP	65005	2,000	2,000	2,000	2,000	1,402	1,980	2,000	2,000	2,000	2,000	-	0.00%	<a href="#">65005</a>
OPERATING EXPENSES	65008	1,031	2,266	2,950	2,950	1,667	2,050	3,550	3,550	3,550	3,550	600	20.34%	<a href="#">65008</a>
												-	N/A	
												-	N/A	
												-	N/A	
												-	N/A	
	<b>TOTALS</b>	<b>173,421</b>	<b>183,065</b>	<b>183,760</b>	<b>188,881</b>	<b>109,979</b>	<b>187,961</b>	<b>189,481</b>	<b>189,481</b>	<b>189,481</b>	<b>189,481</b>	<b>600</b>	<b>0.32%</b>	

TOWN OF SOUTHBURY
FISCAL YEAR 2024-2025
DEPARTMENTAL OPERATING BUDGET (\$)

DEPT: Insurance
DEPT NUM: 072

Table with 15 columns: ACCT DESCRIPTION, ACCT OBJECT CODE, 2021-2022 ACTUAL EXPENDITURE, 2022-2023 ACTUAL EXPENDITURE, 2023-2024 ADOPTED, 2023-2024 AMENDED, 2023-2024 YTD ACTUAL 1/31/2024, 2023-2024 ESTIMATED EXPENDITURES, 2024-2025 BUDGET DEPARTMENT REQUEST, 2024-2025 BUDGET FIRST SEL BUDGET, 2024-2025 BUDGET BOS BUDGET, 2024-2025 BUDGET BOF BUDGET, \$ CHANGE, % CHANGE, EXPLANATION. Rows include Workers Compensation, Package Policy, Umbrella & Other, Public Offiials, Bonds, and a TOTALS row.

**TOWN OF SOUTHBURY  
FISCAL YEAR 2024-2025  
DEPARTMENTAL OPERATING BUDGET (\$)**

<b>DEPT:</b>	Legal
<b>DEPT NUM:</b>	073

ACCT DESCRIPTION	ACCT OBJECT CODE	2021-2022	2022-2023	2023-2024			2024-2025 BUDGET				\$ CHANGE	% CHANGE	EXPLANATION	
		ACTUAL EXPENDITURE	ACTUAL EXPENDITURE	ADOPTED	AMENDED	YTD ACTUAL 1/31/2024	ESTIMATED EXPENDITURES	DEPARTMENT REQUEST	FIRST SEL BUDGET	BOS BUDGET				BOF BUDGET
Labor Related	64009	43,083	24,883	45,000	45,000	11,523	26,500	45,000	45,000	45,000	45,000	-	0.00%	<a href="#">64009</a>
General Litigation	64010	60,000	80,000	80,000	80,000	23,766	75,000	80,000	80,000	80,000	80,000	-	0.00%	<a href="#">64010</a>
		-		-	-	-			-	-	-	-	N/A	
		-		-	-	-			-	-	-	-	N/A	
		-		-	-	-			-	-	-	-	N/A	
									-	-	-	-	N/A	
									-	-	-	-	N/A	
									-	-	-	-	N/A	
	<b>TOTALS</b>	<b>103,083</b>	<b>104,883</b>	<b>125,000</b>	<b>125,000</b>	<b>35,289</b>	<b>101,500</b>	<b>125,000</b>	<b>125,000</b>	<b>125,000</b>	<b>125,000</b>	<b>-</b>	<b>0.00%</b>	

**TOWN OF SOUTHBURY  
FISCAL YEAR 2024-2025  
DEPARTMENTAL OPERATING BUDGET (\$)**

<b>DEPT:</b>	Planning
<b>DEPT NUM:</b>	074

ACCT DESCRIPTION	ACCT OBJECT CODE	2021-2022	2022-2023	2023-2024		2024-2025 BUDGET				\$ CHANGE	% CHANGE	EXPLANATION		
		ACTUAL EXPENDITURE	ACTUAL EXPENDITURE	ADOPTED	AMENDED	YTD ACTUAL 1/31/2024	ESTIMATED EXPENDITURES	DEPARTMENT REQUEST	FIRST SEL BUDGET				BOS BUDGET	BOF BUDGET
SALARIES - DEPT. HEAD	60001	61,782	83,029	88,968	91,193	26,864	91,193	91,193	91,193	91,193	91,193	-	0.00%	<a href="#">60001</a>
SALARIES-FULL TIME OTH	60002	44,511	46,755	46,755	48,303	29,999	48,303	48,303	48,303	48,303	48,303	-	0.00%	<a href="#">60002</a>
SALARIES - OVERTIME	60004	880	970	1,028	1,028	365	1,028	1,028	1,028	1,028	1,028	-	0.00%	<a href="#">60004</a>
PROFESSIONAL SERVICES	64000	6,685	14,270	10,000	10,000	1,715	10,000	10,000	10,000	10,000	10,000	-	0.00%	<a href="#">64000</a>
OPERATING EXPENSES	65008	1,477	3,240	3,230	3,230	270	365	3,420	3,420	3,420	3,420	190	5.88%	<a href="#">65008</a>
FARM MKT EXPENSE	65010	6,252	5,102	7,415	7,415	1,439	6,690	7,415	7,415	7,415	7,415	-	0.00%	<a href="#">65010</a>
		-	-	-	-	-	-	-	-	-	-	-	N/A	
		-	-	-	-	-	-	-	-	-	-	-	N/A	
		-	-	-	-	-	-	-	-	-	-	-	N/A	
		-	-	-	-	-	-	-	-	-	-	-	N/A	
<b>TOTALS</b>		<b>121,587</b>	<b>153,366</b>	<b>157,396</b>	<b>161,169</b>	<b>60,651</b>	<b>157,579</b>	<b>161,359</b>	<b>161,359</b>	<b>161,359</b>	<b>161,359</b>	<b>190</b>	<b>0.12%</b>	

**TOWN OF SOUTHBURY**  
**FISCAL YEAR 2024-2025**  
**DEPARTMENTAL OPERATING BUDGET (\$)**

<b>DEPT:</b>	Inland Wetlands
<b>DEPT NUM:</b>	075

ACCT DESCRIPTION	ACCT OBJECT CODE	2021-2022	2022-2023	2023-2024		2024-2025 BUDGET				\$ CHANGE	% CHANGE	EXPLANATION		
		ACTUAL EXPENDITURE	ACTUAL EXPENDITURE	ADOPTED	AMENDED	YTD ACTUAL 1/31/2024	ESTIMATED EXPENDITURES	DEPARTMENT REQUEST	FIRST SEL BUDGET				BOS BUDGET	BOF BUDGET
SALARIES-FULL TIME OTHER	60002	75,268	89,221	107,526	112,349	47,102	112,349	112,349	112,349	112,349	112,349	-	0.00%	<a href="#">60002</a>
REGULATIONS/MAPS	63009	900	-	900	900	-	-	900	900	900	900	-	0.00%	<a href="#">63009</a>
VEHICLES OPERATING EXP	65005	139	398	500	500	175	360	500	500	500	500	-	0.00%	<a href="#">65005</a>
OPERATING EXPENSES	65008	3,170	2,354	3,950	3,950	15	152	3,950	3,950	3,950	3,950	-	0.00%	<a href="#">65008</a>
				-	-	-						-	N/A	
				-	-	-						-	N/A	
		-		-	-	-						-	N/A	
		-		-	-	-						-	N/A	
		-		-	-	-						-	N/A	
		-		-	-	-						-	N/A	
		-		-	-	-						-	N/A	
		-		-	-	-						-	N/A	
									-	-	-	-	N/A	
									-	-	-	-	N/A	
									-	-	-	-	N/A	
<b>TOTALS</b>		79,477	91,973	112,876	117,699	47,292	112,861	117,699	117,699	117,699	117,699	-	0.00%	



**TOWN OF SOUTHBURY  
FISCAL YEAR 2024-2025  
DEPARTMENTAL OPERATING BUDGET (\$)**

<b>DEPT:</b>	Zoning
<b>DEPT NUM:</b>	076

ACCT DESCRIPTION	ACCT OBJECT CODE	2021-2022	2022-2023	2023-2024			2024-2025 BUDGET				\$ CHANGE	% CHANGE	EXPLANATION	
		ACTUAL EXPENDITURE	ACTUAL EXPENDITURE	ADOPTED	AMENDED	YTD ACTUAL 1/31/2024	ESTIMATED EXPENDITURES	DEPARTMENT REQUEST	FIRST SEL BUDGET	BOS BUDGET				BOF BUDGET
SALARIES-PART TIME	60003	-	2,822	3,207	3,207	1,447	3,207	3,207	3,207	3,207	3,207	-	0.00%	<a href="#">60003</a>
VEHICLES OPERATING EXP	65005	-	-	100	100	-	25	100	100	100	100	-	0.00%	<a href="#">65005</a>
OPERATING EXPENSES	65008	2,939	2,603	3,785	3,785	91	2,625	4,985	4,985	4,985	4,985	1,200	31.70%	<a href="#">65008</a>
		-		-	-	-	-	-	-	-	-	-	N/A	
		-		-	-	-	-	-	-	-	-	-	N/A	
		-		-	-	-	-	-	-	-	-	-	N/A	
		-		-	-	-	-	-	-	-	-	-	N/A	
		-		-	-	-	-	-	-	-	-	-	N/A	
		-		-	-	-	-	-	-	-	-	-	N/A	
	<b>TOTALS</b>	<b>2,939</b>	<b>5,425</b>	<b>7,092</b>	<b>7,092</b>	<b>1,539</b>	<b>5,857</b>	<b>8,292</b>	<b>8,292</b>	<b>8,292</b>	<b>8,292</b>	<b>1,200</b>	<b>16.92%</b>	

**TOWN OF SOUTHBURY  
FISCAL YEAR 2024-2025  
DEPARTMENTAL OPERATING BUDGET (\$)**

<b>DEPT:</b>	<b>ZBA</b>
<b>DEPT NUM:</b>	<b>077</b>

ACCT DESCRIPTION	ACCT OBJECT CODE	2021-2022	2022-2023	2023-2024			2024-2025 BUDGET				\$ CHANGE	% CHANGE	EXPLANATION	
		ACTUAL EXPENDITURE	ACTUAL EXPENDITURE	ADOPTED	AMENDED	YTD ACTUAL 1/31/2024	ESTIMATED EXPENDITURES	DEPARTMENT REQUEST	FIRST SEL BUDGET	BOS BUDGET				BOF BUDGET
SALARIES-FULL TIME OTH	60002	17,989	-	-	-	-	-	-	-	-	-	-	N/A	<a href="#">60002</a>
SALARIES - OVERTIME	60004	68	-	744	744	-	372	744	744	744	744	-	0.00%	<a href="#">60004</a>
OPERATING EXPENSES	65008	572	307	460	460	-	150	460	460	460	460	-	0.00%	<a href="#">65008</a>
		-		-	-	-	-	-	-	-	-	-	N/A	
		-		-	-	-	-	-	-	-	-	-	N/A	
		-		-	-	-	-	-	-	-	-	-	N/A	
		-		-	-	-	-	-	-	-	-	-	N/A	
<b>TOTALS</b>		<b>18,628</b>	<b>307</b>	<b>1,204</b>	<b>1,204</b>	<b>-</b>	<b>522</b>	<b>1,204</b>	<b>1,204</b>	<b>1,204</b>	<b>1,204</b>	<b>-</b>	<b>0.00%</b>	

**TOWN OF SOUTHBURY  
FISCAL YEAR 2024-2025  
DEPARTMENTAL OPERATING BUDGET (\$)**

<b>DEPT:</b>	Economic Dev
<b>DEPT NUM:</b>	10078

ACCT DESCRIPTION	ACCT OBJECT CODE	2021-2022	2022-2023	2023-2024			2024-2025 BUDGET				\$ CHANGE	% CHANGE	EXPLANATION	
		ACTUAL EXPENDITURE	ACTUAL EXPENDITURE	ADOPTED	AMENDED	YTD ACTUAL 1/31/2024	ESTIMATED EXPENDITURES	DEPARTMENT REQUEST	FIRST SEL BUDGET	BOS BUDGET				BOF BUDGET
SALARIES - DEPT. HEAD	60001	83,640	86,149	86,149	88,304	47,548	88,304	88,304	88,304	88,304	88,304	-	0.00%	<a href="#">60001</a>
OPERATING EXPENSES	65008	6,518	17,685	21,938	21,938	10,052	20,483	23,833	23,833	23,833	23,833	1,895	8.64%	<a href="#">65008</a>
												-		
												-		
												-		
												-		
												-		
<b>TOTALS</b>		<b>90,158</b>	<b>103,834</b>	<b>108,087</b>	<b>110,242</b>	<b>57,600</b>	<b>108,787</b>	<b>112,137</b>	<b>112,137</b>	<b>112,137</b>	<b>112,137</b>	<b>1,895</b>	1.72%	



**TOWN OF SOUTHBURY  
FISCAL YEAR 2024-2025  
DEPARTMENTAL OPERATING BUDGET (\$)**

<b>DEPT:</b>	Communications
<b>DEPT NUM:</b>	091

ACCT DESCRIPTION	ACCT OBJECT CODE	2021-2022	2022-2023	2023-2024			2024-2025 BUDGET				\$ CHANGE	% CHANGE	EXPLANATION	
		ACTUAL EXPENDITURE	ACTUAL EXPENDITURE	ADOPTED	AMENDED	YTD ACTUAL 1/31/2024	ESTIMATED EXPENDITURES	DEPARTMENT REQUEST	FIRST SEL BUDGET	BOS BUDGET				BOF BUDGET
SALARIES-FULL TIME OTHER	60002	239,287	233,278	270,714	283,020	144,379	283,020	283,020	283,020	283,020	283,020	-	0.00%	<a href="#">60002</a>
SALARIES-PART TIME	60003	27,556	17,798	36,257	36,257	2,614	5,000	36,257	36,257	36,257	36,257	-	0.00%	<a href="#">60003</a>
SALARIES - OVERTIME	60004	44,331	64,638	44,900	44,900	53,108	64,900	44,900	44,900	44,900	44,900	-	0.00%	<a href="#">60004</a>
EQUIPMENT MAINTENANCE	61004	60,206	15,098	75,190	75,190	4,440	74,699	77,335	77,335	28,463	28,463	(46,726)	-62.14%	<a href="#">61004</a>
OPERATING EXPENSES	65008	851	276	2,463	2,463	193	2,163	2,100	2,100	2,100	2,100	(363)	-14.72%	<a href="#">65008</a>
TRAINING	65014	3,521	1,058	5,669	5,669	1,058	5,137	4,060	4,060	4,060	4,060	(1,609)	-28.39%	<a href="#">65014</a>
UNIFORMS	65017	538	-	1,400	1,400	806	1,000	1,400	1,400	1,400	1,400	-	0.00%	<a href="#">65017</a>
								-	-	-	-	-	N/A	
								-	-	-	-	-	N/A	
<b>TOTALS</b>		<b>376,291</b>	<b>332,146</b>	<b>436,592</b>	<b>448,899</b>	<b>206,598</b>	<b>435,918</b>	<b>449,072</b>	<b>449,072</b>	<b>400,200</b>	<b>400,200</b>	<b>(48,698)</b>	<b>-10.85%</b>	

**TOWN OF SOUTHBURY  
FISCAL YEAR 2024-2025  
DEPARTMENTAL OPERATING BUDGET (\$)**

<b>DEPT:</b>	Police
<b>DEPT NUM:</b>	092

ACCT DESCRIPTION	ACCT OBJECT CODE	2021-2022	2022-2023	2023-2024			2024-2025 BUDGET				\$ CHANGE	% CHANGE	EXPLANATION	
		ACTUAL EXPENDITURE	ACTUAL EXPENDITURE	ADOPTED	AMENDED	YTD ACTUAL 1/31/2024	ESTIMATED EXPENDITURES	DEPARTMENT REQUEST	FIRST SEL BUDGET	BOS BUDGET				BOF BUDGET
SALARIES - DEPT. HEAD	60001	177,440	165,402	207,130	207,130	-	207,130	-	-	-	-	(207,130)	-100.00%	<a href="#">60001</a>
SALARIES-FULL TIME OTHER	60002	70,198	70,586	86,923	92,529	49,104	92,529	92,529	92,529	92,529	92,529	-	0.00%	<a href="#">60002</a>
SALARIES - OVERTIME	60004	243,706	300,000	245,000	245,000	171,882	245,000	245,000	245,000	245,000	245,000	-	0.00%	<a href="#">60004</a>
SALARIES - POLICE OFFICER	60006	1,702,822	1,890,259	2,112,432	2,112,432	1,067,798	2,044,582	2,382,761	2,362,761	2,362,761	2,362,761	250,329	11.85%	<a href="#">60006</a>
RESIDENT TROOPER - OVE	60008	20,000	2,956	20,000	20,000	267	20,000	-	-	-	-	(20,000)	-100.00%	<a href="#">60008</a>
EQUIPMENT MAINTENANCE	61004	3,242	2,052	5,394	5,394	2,849	4,194	5,500	5,500	5,500	5,500	106	1.97%	<a href="#">61004</a>
ARMORER	63007	27,868	25,035	33,260	33,260		33,171	31,734	31,734	31,734	31,734	(1,525)	-4.59%	<a href="#">63007</a>
VEHICLES OPERATING EXP	65005	68,000	68,000	68,000	68,000	25,036	72,000	70,000	70,000	70,000	70,000	2,000	2.94%	<a href="#">65005</a>
OPERATING EXPENSES	65008	55,134	42,299	57,774	57,774	50,645	54,534	59,936	59,936	59,936	59,936	2,161	3.74%	<a href="#">65008</a>
PHOTO/LAB SUPPLIES	65012	2,061	449	3,000	3,000	32,659	2,500	3,000	3,000	3,000	3,000	-	0.00%	<a href="#">65012</a>
TRAINING	65014	50,510	69,876	80,000	80,000	1,284	80,000	80,000	80,000	80,000	80,000	-	0.00%	<a href="#">65014</a>
UNIFORMS	65017	16,517	37,218	28,125	28,125	18,920	27,500	29,250	29,250	29,250	29,250	1,125	4.00%	<a href="#">65017</a>
UNIFORM CLEANING & MAI	65019	4,220	2,998	7,500	7,500	19,401	6,000	6,500	6,500	6,500	6,500	(1,000)	-13.33%	<a href="#">65019</a>
SPECIAL INVESTIGATIONS	65020	32	30	1,500	1,500	1,063	500	1,500	1,500	1,500	1,500	-	0.00%	<a href="#">65020</a>
CRIME PREVENTION PROGR	65021	1,172	486	1,500	1,500	-	1,500	2,000	2,000	2,000	2,000	500	33.33%	<a href="#">65021</a>
DARE	65094	-	-	3,500	3,500	-	-	-	-	-	-	(3,500)	-100.00%	<a href="#">65094</a>
						-	-					-	N/A	
<b>TOTALS</b>		<b>2,442,924</b>	<b>2,677,646</b>	<b>2,961,038</b>	<b>2,966,643</b>	<b>1,440,908</b>	<b>2,891,139</b>	<b>3,009,710</b>	<b>2,989,710</b>	<b>2,989,710</b>	<b>2,989,710</b>	<b>23,066</b>	<b>0.78%</b>	

**TOWN OF SOUTHBURY  
FISCAL YEAR 2024-2025  
DEPARTMENTAL OPERATING BUDGET (\$)**

<b>DEPT:</b>	EMD
<b>DEPT NUM:</b>	093

ACCT DESCRIPTION	ACCT OBJECT CODE	2021-2022	2022-2023	2023-2024		2024-2025 BUDGET				\$ CHANGE	% CHANGE	EXPLANATION		
		ACTUAL EXPENDITURE	ACTUAL EXPENDITURE	ADOPTED	AMENDED	YTD ACTUAL 1/31/2024	ESTIMATED EXPENDITURES	DEPARTMENT REQUEST	FIRST SEL BUDGET				BOS BUDGET	BOF BUDGET
SALARIES - DEPT. HEAD	60001	74,619	76,752	79,241	79,241	39,228	79,241	79,241	79,241	79,241	79,241	-	0.00%	<a href="#">60001</a>
OPERATING EXPENSES	65008	2,536	2,599	3,000	3,000	758	3,000	4,500	4,500	4,500	4,500	1,500	50.00%	<a href="#">65008</a>
TRAINING	65014	1,258	1,049	2,500	2,500	199	1,500	2,500	2,500	2,500	2,500	-	0.00%	<a href="#">65014</a>
EMERGENCY NOTIFICATION SYSTEM	65027	11,210	8,271	8,064	8,064	7,564	8,064	8,064	8,064	8,064	8,064	-	0.00%	<a href="#">65027</a>
									-	-	-	-	N/A	
									-	-	-	-	N/A	
									-	-	-	-	N/A	
	<b>TOTALS</b>	<b>89,623</b>	<b>88,671</b>	<b>92,805</b>	<b>92,805</b>	<b>47,749</b>	<b>91,805</b>	<b>94,305</b>	<b>94,305</b>	<b>94,305</b>	<b>94,305</b>	<b>1,500</b>	<b>1.62%</b>	

**TOWN OF SOUTHBURY  
FISCAL YEAR 2024-2025  
DEPARTMENTAL OPERATING BUDGET (\$)**

<b>DEPT:</b>	Fire Marshal
<b>DEPT NUM:</b>	094

ACCT DESCRIPTION	ACCT OBJECT CODE	2021-2022	2022-2023	2023-2024			2024-2025 BUDGET				\$ CHANGE	% CHANGE	EXPLANATION	
		ACTUAL EXPENDITURE	ACTUAL EXPENDITURE	ADOPTED	AMENDED	YTD ACTUAL 1/31/2024	ESTIMATED EXPENDITURES	DEPARTMENT REQUEST	FIRST SEL BUDGET	BOS BUDGET				BOF BUDGET
SALARIES - DEPT. HEAD	60001	57,864	65,081	70,015	71,763	40,322	71,763	71,763	71,763	71,763	71,763	-	0.00%	<a href="#">60001</a>
SALARIES-PART TIME	60003	12,646	11,671	15,817	15,817	6,073	15,817	15,817	15,817	15,817	15,817	-	0.00%	<a href="#">60003</a>
SALARIES - OVERTIME	60004	3,543	1,832	4,000	4,000	237	4,000	4,000	4,000	4,000	4,000	-	0.00%	<a href="#">60004</a>
PROFESSIONAL SERVICES	64000	1,740	1,000	1,000	1,000	900	900	2,500	2,500	2,500	2,500	1,500	150.00%	<a href="#">64000</a>
VEHICLE OPERATING EXPENSE	65005	813	2,000	2,000	2,000	630	1,850	2,000	2,000	2,000	2,000	-	0.00%	<a href="#">65005</a>
OPERATING EXPENSES	65008	1,155	1,475	3,465	3,465	651	2,710	7,875	4,875	4,875	4,875	1,410	40.69%	<a href="#">65008</a>
TRAINING	65014	440	896	2,800	2,800	174	2,300	2,800	2,800	2,800	2,800	-	0.00%	<a href="#">65014</a>
AUTO REIMBURSEMENT	65023	500	500	500	500	50	500	1,000	1,000	1,000	1,000	500	100.00%	<a href="#">65023</a>
								-	-	-	-	-	N/A	
								-	-	-	-	-	N/A	
								-	-	-	-	-	N/A	
<b>TOTALS</b>		<b>78,700</b>	<b>84,455</b>	<b>99,597</b>	<b>101,344</b>	<b>49,036</b>	<b>99,839</b>	<b>107,754</b>	<b>104,754</b>	<b>104,754</b>	<b>104,754</b>	<b>3,410</b>	<b>3.36%</b>	



**TOWN OF SOUTHBURY  
FISCAL YEAR 2024-2025  
DEPARTMENTAL OPERATING BUDGET (\$)**

<b>DEPT:</b>	Tree Warden
<b>DEPT NUM:</b>	095

ACCT DESCRIPTION	ACCT OBJECT CODE	2021-2022	2022-2023	2023-2024		2024-2025 BUDGET				\$ CHANGE	% CHANGE	EXPLANATION		
		ACTUAL EXPENDITURE	ACTUAL EXPENDITURE	ADOPTED	AMENDED	YTD ACTUAL 1/31/2024	ESTIMATED EXPENDITURES	DEPARTMENT REQUEST	FIRST SEL BUDGET				BOS BUDGET	BOF BUDGET
OPERATING EXPENSES	65008	35,442	24,606	34,430	34,430	10,003	25,930	34,128	34,128	34,128	34,128	(302)	-0.88%	<a href="#">65008</a>
			-	-	-	-	-	-	-	-	-			
			-	-	-	-	-	-	-	-	-			
			-	-	-	-	-	-	-	-	-			
			-	-	-	-	-	-	-	-	-			
			-	-	-	-	-	-	-	-	-			
			-	-	-	-	-	-	-	-	-			
	<b>TOTALS</b>	<b>35,442</b>	<b>24,606</b>	<b>34,430</b>	<b>34,430</b>	<b>10,003</b>	<b>25,930</b>	<b>34,128</b>	<b>34,128</b>	<b>34,128</b>	<b>34,128</b>	<b>(302)</b>	<b>-0.88%</b>	

**TOWN OF SOUTHBURY  
FISCAL YEAR 2024-2025  
DEPARTMENTAL OPERATING BUDGET (\$)**

<b>DEPT:</b>	<b>Animal Control</b>
<b>DEPT NUM:</b>	<b>097</b>

ACCT DESCRIPTION	ACCT OBJECT CODE	2021-2022	2022-2023	2023-2024		2024-2025 BUDGET				\$ CHANGE	% CHANGE	EXPLANATION		
		ACTUAL EXPENDITURE	ACTUAL EXPENDITURE	ADOPTED	AMENDED	YTD ACTUAL 1/31/2024	ESTIMATED EXPENDITURES	DEPARTMENT REQUEST	FIRST SEL BUDGET				BOS BUDGET	BOF BUDGET
SALARIES - DEPT. HEAD	60001	45,512	51,418	51,418	51,418	24,533	51,418	51,418	51,418	51,418	51,418	-	0.00%	<a href="#">60001</a>
SALARIES-PART TIME	60003	25,058	31,199	31,199	31,199	22,823	31,199	31,199	31,199	31,199	31,199	-	0.00%	<a href="#">60003</a>
SALARIES - OVERTIME	60004	3,000	3,000	3,000	3,000	293	3,000	3,000	3,000	3,000	3,000	-	0.00%	<a href="#">60004</a>
FUEL/OTHER	62002	2,353	3,398	4,000	4,000	1,355	4,000	4,000	4,000	4,000	4,000	-	0.00%	<a href="#">62002</a>
OFFICE SUPPLIES	63005	-	372	275	275	158	275	975	375	375	375	100	36.36%	<a href="#">63005</a>
VETERINARIAN FEES	64013	3,789	4,500	4,500	4,500	1,592	4,500	4,500	4,500	4,500	4,500	-	0.00%	<a href="#">64013</a>
OPERATING EXPENSES	65008	1,864	5,893	3,824	3,824	2,736	3,319	4,514	4,514	4,514	4,514	689	18.02%	<a href="#">65008</a>
ADVERTISING DOGS	64016	19	22	100	100	106	106	100	100	100	100	-	0.00%	<a href="#">64016</a>
TRAINING	65014	-	-	1,175	1,175	870	1,175	1,920	1,920	1,920	1,920	745	63.40%	<a href="#">65014</a>
UNIFORMS	65017	384	441	738	738	422	430	819	819	819	819	81	10.98%	<a href="#">65017</a>
DOG DAMAGES	65110	-	-	100	100	-	100	100	100	100	100	-	0.00%	<a href="#">65110</a>
WARDEN FEES	65111	-	-	100	100	-	100	100	100	100	100	-	0.00%	<a href="#">65111</a>
									-	-	-	-	N/A	
									-	-	-	-	N/A	
									-	-	-	-	N/A	
<b>TOTALS</b>		<b>81,979</b>	<b>100,243</b>	<b>100,429</b>	<b>100,429</b>	<b>54,886</b>	<b>99,621</b>	<b>102,644</b>	<b>102,044</b>	<b>102,044</b>	<b>102,044</b>	<b>1,615</b>	<b>1.61%</b>	

**TOWN OF SOUTHBURY**  
**FISCAL YEAR 2024-2025**  
**DEPARTMENTAL OPERATING BUDGET (\$)**

<b>DEPT:</b>	Emergency Services
<b>DEPT NUM:</b>	098

ACCT DESCRIPTION	ACCT OBJECT CODE	2021-2022	2022-2023	2023-2024			2024-2025 BUDGET				\$ CHANGE	% CHANGE	EXPLANATION	
		ACTUAL EXPENDITURE	ACTUAL EXPENDITURE	ADOPTED	AMENDED	YTD ACTUAL 1/31/2024	ESTIMATED EXPENDITURES	DEPARTMENT REQUEST	FIRST SEL BUDGET	BOS BUDGET				BOF BUDGET
Ambulance intercept	54044	23,920	-	-	-	-	-	990,000	50,000	235,000	235,000	235,000	N/A	<a href="#">54044</a>
Nortwest public safety	65012	8,067	8,067	8,200	8,200	8,116	8,120	8,200	8,200	8,200	8,200	8,200	0.00%	<a href="#">64012</a>
Par ambulance	64015	25,000	17,679	40,000	40,000	27,416	35,000	40,000	40,000	40,000	40,000	40,000	0.00%	<a href="#">64015</a>
		-	-	-	-	-	-	-	-	-	-	-	N/A	
		-	-	-	-	-	-	-	-	-	-	-	N/A	
		-	-	-	-	-	-	-	-	-	-	-	N/A	
		-	-	-	-	-	-	-	-	-	-	-	N/A	
		-	-	-	-	-	-	-	-	-	-	-	N/A	
		-	-	-	-	-	-	-	-	-	-	-	N/A	
		-	-	-	-	-	-	-	-	-	-	-	N/A	
		-	-	-	-	-	-	-	-	-	-	-	N/A	
		-	-	-	-	-	-	-	-	-	-	-	N/A	
		-	-	-	-	-	-	-	-	-	-	-	N/A	
		-	-	-	-	-	-	-	-	-	-	-	N/A	
		-	-	-	-	-	-	-	-	-	-	-	N/A	
		-	-	-	-	-	-	-	-	-	-	-	N/A	
		-	-	-	-	-	-	-	-	-	-	-	N/A	
		-	-	-	-	-	-	-	-	-	-	-	N/A	
<b>TOTALS</b>		<b>56,987</b>	<b>25,746</b>	<b>48,200</b>	<b>48,200</b>	<b>35,532</b>	<b>43,120</b>	<b>1,038,200</b>	<b>98,200</b>	<b>283,200</b>	<b>283,200</b>	<b>235,000</b>	<b>487.55%</b>	

**TOWN OF SOUTHBURY  
FISCAL YEAR 2024-2025  
DEPARTMENTAL OPERATING BUDGET (\$)**

**DEPT:** Conservation Commission  
**DEPT NUM:** 107

ACCT DESCRIPTION	ACCT OBJECT CODE	2021-2022	2022-2023	2023-2024			2024-2025 BUDGET				\$ CHANGE	% CHANGE	EXPLANATION	
		ACTUAL EXPENDITURE	ACTUAL EXPENDITURE	ADOPTED	AMENDED	YTD ACTUAL 1/31/2024	ESTIMATED EXPENDITURES	DEPARTMENT REQUEST	FIRST SEL BUDGET	BOS BUDGET				BOF BUDGET
Operating	65008	13,840	17,717	18,175	18,175	15,257	15,257	20,320	20,320	20,320	20,320	2,145	11.80%	<a href="#">65008</a>
		-		-	-	-	-	-	-	-	-	-	N/A	
		-		-	-	-	-	-	-	-	-	-	N/A	
		-		-	-	-	-	-	-	-	-	-	N/A	
		-		-	-	-	-	-	-	-	-	-	N/A	
		-		-	-	-	-	-	-	-	-	-	N/A	
		-		-	-	-	-	-	-	-	-	-	N/A	
		-		-	-	-	-	-	-	-	-	-	N/A	
		-		-	-	-	-	-	-	-	-	-	N/A	
		-		-	-	-	-	-	-	-	-	-	N/A	
		-		-	-	-	-	-	-	-	-	-	N/A	
		-		-	-	-	-	-	-	-	-	-	N/A	
		-		-	-	-	-	-	-	-	-	-	N/A	
		-		-	-	-	-	-	-	-	-	-	N/A	
		-		-	-	-	-	-	-	-	-	-	N/A	
		-		-	-	-	-	-	-	-	-	-	N/A	
<b>TOTALS</b>		<b>13,840</b>	<b>17,717</b>	<b>18,175</b>	<b>18,175</b>	<b>15,257</b>	<b>15,257</b>	<b>20,320</b>	<b>20,320</b>	<b>20,320</b>	<b>20,320</b>	<b>2,145</b>	<b>11.80%</b>	

**TOWN OF SOUTHBURY  
FISCAL YEAR 2024-2025  
DEPARTMENTAL OPERATING BUDGET (\$)**

<b>DEPT:</b>	Health District
<b>DEPT NUM:</b>	100

ACCT DESCRIPTION	ACCT OBJECT CODE	2021-2022	2022-2023	2023-2024				2024-2025 BUDGET				\$ CHANGE	% CHANGE	EXPLANATION
		ACTUAL EXPENDITURE	ACTUAL EXPENDITURE	ADOPTED	AMENDED	YTD ACTUAL	ESTIMATED EXPENDITURES	DEPARTMENT REQUEST	FIRST SEL BUDGET	BOS BUDGET	BOF BUDGET			
Operating - Southbury share	65008	197,863	200,777	212,958	212,958	212,015	212,015	191,625	191,625	191,625	191,625	(21,333)	-10.02%	<a href="#">65008</a>
		-		-	-	-	-	-	-	-	-	-	N/A	
		-		-	-	-	-	-	-	-	-	-	N/A	
		-		-	-	-	-	-	-	-	-	-	N/A	
		-		-	-	-	-	-	-	-	-	-	N/A	
		-		-	-	-	-	-	-	-	-	-	N/A	
		-		-	-	-	-	-	-	-	-	-	N/A	
		-		-	-	-	-	-	-	-	-	-	N/A	
		-		-	-	-	-	-	-	-	-	-	N/A	
		-		-	-	-	-	-	-	-	-	-	N/A	
		-		-	-	-	-	-	-	-	-	-	N/A	
		-		-	-	-	-	-	-	-	-	-	N/A	
		-		-	-	-	-	-	-	-	-	-	N/A	
		-		-	-	-	-	-	-	-	-	-	N/A	
		-		-	-	-	-	-	-	-	-	-	N/A	
		-		-	-	-	-	-	-	-	-	-	N/A	
<b>TOTALS</b>		<b>197,863</b>	<b>200,777</b>	<b>212,958</b>	<b>212,958</b>	<b>212,015</b>	<b>212,015</b>	<b>191,625</b>	<b>191,625</b>	<b>191,625</b>	<b>191,625</b>	<b>(21,333)</b>	<b>-10.02%</b>	

**TOWN OF SOUTHBURY  
FISCAL YEAR 2024-2025  
DEPARTMENTAL OPERATING BUDGET (\$)**

<b>DEPT:</b>	PR Watershed
<b>DEPT NUM:</b>	102

ACCT DESCRIPTION	ACCT OBJECT CODE	2021-2022	2022-2023	2023-2024			2024-2025 BUDGET				\$ CHANGE	% CHANGE	EXPLANATION	
		ACTUAL EXPENDITURE	ACTUAL EXPENDITURE	ADOPTED	AMENDED	YTD ACTUAL 1/31/2024	ESTIMATED EXPENDITURES	DEPARTMENT REQUEST	FIRST SEL BUDGET	BOS BUDGET				BOF BUDGET
P.R.WATERSHED COALITION	64002	40,000	40,000	40,000	40,000	20,000	40,000	46,000	46,000	46,000	46,000	6,000	15.00%	<a href="#">64002</a>
OPERATING EXPENSES	65008	-	-	800	800	-	-	800	800	800	800	-	0.00%	<a href="#">65008</a>
		-		-	-	-	-	-	-	-	-	-	N/A	
		-		-	-	-	-	-	-	-	-	-	N/A	
		-		-	-	-	-	-	-	-	-	-	N/A	
		-		-	-	-	-	-	-	-	-	-	N/A	
		-		-	-	-	-	-	-	-	-	-	N/A	
		-		-	-	-	-	-	-	-	-	-	N/A	
		-		-	-	-	-	-	-	-	-	-	N/A	
		-		-	-	-	-	-	-	-	-	-	N/A	
		-		-	-	-	-	-	-	-	-	-	N/A	
		-		-	-	-	-	-	-	-	-	-	N/A	
		-		-	-	-	-	-	-	-	-	-	N/A	
		-		-	-	-	-	-	-	-	-	-	N/A	
<b>TOTALS</b>		<b>40,000</b>	<b>40,000</b>	<b>40,800</b>	<b>40,800</b>	<b>20,000</b>	<b>40,000</b>	<b>46,800</b>	<b>46,800</b>	<b>46,800</b>	<b>46,800</b>	<b>6,000</b>	<b>14.71%</b>	

**TOWN OF SOUTHBURY  
FISCAL YEAR 2024-2025  
DEPARTMENTAL OPERATING BUDGET (\$)**

<b>DEPT:</b>	Lake Zoar
<b>DEPT NUM:</b>	103

ACCT DESCRIPTION	ACCT OBJECT CODE	2021-2022	2022-2023	2023-2024			2024-2025 BUDGET				\$ CHANGE	% CHANGE	EXPLANATION	
		ACTUAL EXPENDITURE	ACTUAL EXPENDITURE	ADOPTED	AMENDED	YTD ACTUAL	ESTIMATED EXPENDITURES	DEPARTMENT REQUEST	FIRST SEL BUDGET	BOS BUDGET				BOF BUDGET
Southbury share	65008	23,708	28,327	28,327	28,327	28,327	28,327	38,327	28,327	28,327	28,327	-	0.00%	<a href="#">65008</a>
		-		-	-	-	-	-	-	-	-	-	N/A	
		-		-	-	-	-	-	-	-	-	-	N/A	
		-		-	-	-	-	-	-	-	-	-	N/A	
		-		-	-	-	-	-	-	-	-	-	N/A	
		-		-	-	-	-	-	-	-	-	-	N/A	
		-		-	-	-	-	-	-	-	-	-	N/A	
		-		-	-	-	-	-	-	-	-	-	N/A	
		-		-	-	-	-	-	-	-	-	-	N/A	
		-		-	-	-	-	-	-	-	-	-	N/A	
		-		-	-	-	-	-	-	-	-	-	N/A	
		-		-	-	-	-	-	-	-	-	-	N/A	
		-		-	-	-	-	-	-	-	-	-	N/A	
		-		-	-	-	-	-	-	-	-	-	N/A	
		-		-	-	-	-	-	-	-	-	-	N/A	
		-		-	-	-	-	-	-	-	-	-	N/A	
<b>TOTALS</b>		<b>23,708</b>	<b>28,327</b>	<b>28,327</b>	<b>28,327</b>	<b>28,327</b>	<b>28,327</b>	<b>38,327</b>	<b>28,327</b>	<b>28,327</b>	<b>28,327</b>	<b>-</b>	<b>0.00%</b>	

**TOWN OF SOUTHBURY  
FISCAL YEAR 2024-2025  
DEPARTMENTAL OPERATING BUDGET (\$)**

<b>DEPT:</b>	Lake Lillinoinah
<b>DEPT NUM:</b>	104

ACCT DESCRIPTION	ACCT OBJECT CODE	2021-2022	2022-2023	2023-2024			2024-2025 BUDGET				\$ CHANGE	% CHANGE	EXPLANATION	
		ACTUAL EXPENDITURE	ACTUAL EXPENDITURE	ADOPTED	AMENDED	YTD ACTUAL	ESTIMATED EXPENDITURES	DEPARTMENT REQUEST	FIRST SEL BUDGET	BOS BUDGET				BOF BUDGET
Operating	65008	30,027	38,109	44,790	44,790	44,790	44,790	45,842	45,842	45,842	45,842	1,052	2.35%	<a href="#">65008</a>
		-		-	-	-	-	-	-	-	-	-	N/A	
		-		-	-	-	-	-	-	-	-	-	N/A	
		-		-	-	-	-	-	-	-	-	-	N/A	
		-		-	-	-	-	-	-	-	-	-	N/A	
		-		-	-	-	-	-	-	-	-	-	N/A	
		-		-	-	-	-	-	-	-	-	-	N/A	
		-		-	-	-	-	-	-	-	-	-	N/A	
		-		-	-	-	-	-	-	-	-	-	N/A	
		-		-	-	-	-	-	-	-	-	-	N/A	
		-		-	-	-	-	-	-	-	-	-	N/A	
		-		-	-	-	-	-	-	-	-	-	N/A	
		-		-	-	-	-	-	-	-	-	-	N/A	
		-		-	-	-	-	-	-	-	-	-	N/A	
	<b>TOTALS</b>	<b>30,027</b>	<b>38,109</b>	<b>44,790</b>	<b>44,790</b>	<b>44,790</b>	<b>44,790</b>	<b>45,842</b>	<b>45,842</b>	<b>45,842</b>	<b>45,842</b>	<b>1,052</b>	<b>2.35%</b>	



**TOWN OF SOUTHBURY  
FISCAL YEAR 2024-2025  
DEPARTMENTAL OPERATING BUDGET (\$)**

<b>DEPT:</b>	Pomp. Water Auth.
<b>DEPT NUM:</b>	105

ACCT DESCRIPTION	ACCT OBJECT CODE	2021-2022	2022-2023	2023-2024			2024-2025 BUDGET				\$ CHANGE	% CHANGE	EXPLANATION	
		ACTUAL EXPENDITURE	ACTUAL EXPENDITURE	ADOPTED	AMENDED	YTD ACTUAL	ESTIMATED EXPENDITURES	DEPARTMENT REQUEST	FIRST SEL BUDGET	BOS BUDGET				BOF BUDGET
Operating	65008	-	-	100	100	-	-	100	100	100	100	-	0.00%	<a href="#">65008</a>
		-		-	-	-	-	-	-	-	-	-	N/A	
		-		-	-	-	-	-	-	-	-	-	N/A	
		-		-	-	-	-	-	-	-	-	-	N/A	
		-		-	-	-	-	-	-	-	-	-	N/A	
		-		-	-	-	-	-	-	-	-	-	N/A	
		-		-	-	-	-	-	-	-	-	-	N/A	
		-		-	-	-	-	-	-	-	-	-	N/A	
		-		-	-	-	-	-	-	-	-	-	N/A	
		-		-	-	-	-	-	-	-	-	-	N/A	
		-		-	-	-	-	-	-	-	-	-	N/A	
		-		-	-	-	-	-	-	-	-	-	N/A	
		-		-	-	-	-	-	-	-	-	-	N/A	
		-		-	-	-	-	-	-	-	-	-	N/A	
		-		-	-	-	-	-	-	-	-	-	N/A	
	<b>TOTALS</b>	-	-	100	100	-	-	100	100	100	100	-	0.00%	

**TOWN OF SOUTHBURY  
FISCAL YEAR 2024-2025  
DEPARTMENTAL OPERATING BUDGET (\$)**

<b>DEPT:</b>	Water Poll. Control
<b>DEPT NUM:</b>	106

ACCT DESCRIPTION	ACCT OBJECT CODE	2021-2022	2022-2023	2023-2024			2024-2025 BUDGET				\$ CHANGE	% CHANGE	EXPLANATION	
		ACTUAL EXPENDITURE	ACTUAL EXPENDITURE	ADOPTED	AMENDED	YTD ACTUAL	ESTIMATED EXPENDITURES	DEPARTMENT REQUEST	FIRST SEL BUDGET	BOS BUDGET				BOF BUDGET
Operating	65008	-	-	100	100	-	-	100	100	100	100	-	0.00%	<a href="#">65008</a>
		-	-	-	-	-	-	-	-	-	-	-	N/A	
		-	-	-	-	-	-	-	-	-	-	-	N/A	
		-	-	-	-	-	-	-	-	-	-	-	N/A	
		-	-	-	-	-	-	-	-	-	-	-	N/A	
		-	-	-	-	-	-	-	-	-	-	-	N/A	
		-	-	-	-	-	-	-	-	-	-	-	N/A	
		-	-	-	-	-	-	-	-	-	-	-	N/A	
		-	-	-	-	-	-	-	-	-	-	-	N/A	
		-	-	-	-	-	-	-	-	-	-	-	N/A	
		-	-	-	-	-	-	-	-	-	-	-	N/A	
		-	-	-	-	-	-	-	-	-	-	-	N/A	
		-	-	-	-	-	-	-	-	-	-	-	N/A	
		-	-	-	-	-	-	-	-	-	-	-	N/A	
		-	-	-	-	-	-	-	-	-	-	-	N/A	
		-	-	-	-	-	-	-	-	-	-	-	N/A	
		-	-	-	-	-	-	-	-	-	-	-	N/A	
		-	-	-	-	-	-	-	-	-	-	-	N/A	
	<b>TOTALS</b>	-	-	100	100	-	-	100	100	100	100	-	0.00%	

**TOWN OF SOUTHBURY  
FISCAL YEAR 2024-2025  
DEPARTMENTAL OPERATING BUDGET (\$)**

<b>DEPT:</b>	Senior Center
<b>DEPT NUM:</b>	110

ACCT DESCRIPTION	ACCT OBJECT CODE	2021-2022	2022-2023	2023-2024			2024-2025 BUDGET				\$ CHANGE	% CHANGE	EXPLANATION	
		ACTUAL EXPENDITURE	ACTUAL EXPENDITURE	ADOPTED	AMENDED	YTD ACTUAL 1/31/2024	ESTIMATED EXPENDITURES	DEPARTMENT REQUEST	FIRST SEL BUDGET	BOS BUDGET				BOF BUDGET
SALARIES - DEPT. HEAD	60001	74,649	70,561	85,000	87,126	46,914	87,126	87,126	87,126	87,126	87,126	-	0.00%	<a href="#">60001</a>
SALARIES-FULL TIME OTHER	60002	160,425	169,523	169,523	178,804	97,285	178,804	178,804	178,804	178,804	178,804	-	0.00%	<a href="#">60002</a>
SALARIES-PART TIME	60003	61,364	70,625	44,674	45,743	39,680	47,564	56,396	56,396	56,396	56,396	10,653	23.29%	<a href="#">60003</a>
SALARIES - OVERTIME	60004	126	500	500	500	192	500	500	500	500	500	-	0.00%	<a href="#">60004</a>
DIAL A RIDE	64008	8,359	12,204	23,400	23,400	15,851	16,000	23,400	23,400	23,400	23,400	-	0.00%	<a href="#">64008</a>
ELDERLY NUTRITION	64017	-	810	2,500	2,500	2,154	9,200	13,800	13,800	13,800	13,800	11,300	452.00%	<a href="#">64017</a>
VEHICLES OPERATING EXP	65005	8,895	7,378	26,715	26,715	1,795	18,875	20,275	20,275	20,275	20,275	(6,440)	-24.11%	<a href="#">65005</a>
OPERATING EXPENSES	65008	4,092	7,932	10,265	10,265	3,520	6,011	7,850	7,850	7,850	7,850	(2,415)	-23.53%	<a href="#">65008</a>
SENIOR ACTIVITIES	65024	37,177	49,386	49,450	49,450	25,248	48,850	53,520	53,520	53,520	53,520	4,070	8.23%	<a href="#">65024</a>
		-	-	-	-	-	-	-	-	-	-	-	N/A	
		-	-	-	-	-	-	-	-	-	-	-	N/A	
		-	-	-	-	-	-	-	-	-	-	-	N/A	
		-	-	-	-	-	-	-	-	-	-	-	N/A	
		-	-	-	-	-	-	-	-	-	-	-	N/A	
		-	-	-	-	-	-	-	-	-	-	-	N/A	
	<b>TOTALS</b>	<b>355,087</b>	<b>388,919</b>	<b>412,027</b>	<b>424,503</b>	<b>232,638</b>	<b>412,930</b>	<b>441,671</b>	<b>441,671</b>	<b>441,671</b>	<b>441,671</b>	<b>17,168</b>	<b>4.04%</b>	

**TOWN OF SOUTHBURY  
FISCAL YEAR 2024-2025  
DEPARTMENTAL OPERATING BUDGET (\$)**

<b>DEPT:</b>	111
<b>DEPT NUM:</b>	Historic Buildings

ACCT DESCRIPTION	ACCT OBJECT CODE	2021-2022	2022-2023	2023-2024		2024-2025 BUDGET				\$ CHANGE	% CHANGE	EXPLANATION		
		ACTUAL EXPENDITURE	ACTUAL EXPENDITURE	ADOPTED	AMENDED	YTD ACTUAL 1/31/2024	ESTIMATED EXPENDITURES	DEPARTMENT REQUEST	FIRST SEL BUDGET				BOS BUDGET	BOF BUDGET
OPERATING EXPENSES	65008	4,403	2,284	6,930	6,930	2,669	2,580	7,730	7,730	7,730	7,730	800	11.54%	<a href="#">65008</a>
		-		-	-	-	-	-	-	-	-	-	N/A	
		-		-	-	-	-	-	-	-	-	-	N/A	
		-		-	-	-	-	-	-	-	-	-	N/A	
		-		-	-	-	-	-	-	-	-	-	N/A	
		-		-	-	-	-	-	-	-	-	-	N/A	
	<b>TOTALS</b>	<b>4,403</b>	<b>2,284</b>	<b>6,930</b>	<b>6,930</b>	<b>2,669</b>	<b>2,580</b>	<b>7,730</b>	<b>7,730</b>	<b>7,730</b>	<b>7,730</b>	<b>800</b>	<b>11.54%</b>	

### TOWN OF SOUTHBURY FISCAL YEAR 2024-2025 DEPARTMENTAL OPERATING BUDGET (\$)

<b>DEPT:</b>	<b>Library</b>
<b>DEPT NUM:</b>	<b>112</b>

ACCT DESCRIPTION	ACCT OBJECT CODE	2021-2022	2022-2023	2023-2024			2024-2025 BUDGET				\$ CHANGE	% CHANGE	EXPLANATION	
		ACTUAL EXPENDITURE	ACTUAL EXPENDITURE	ADOPTED	AMENDED	YTD ACTUAL 1/31/2024	ESTIMATED EXPENDITURES	DEPARTMENT REQUEST	FIRST SEL BUDGET	BOS BUDGET				BOF BUDGET
SALARIES - DEPT. HEAD	60001	85,534	83,828	88,100	88,867	47,483	88,867	88,867	88,867	88,867	88,867	-	0.00%	<a href="#">60001</a>
SALARIES-FULL TIME OTH	60002	355,922	327,795	349,072	372,837	202,357	372,837	372,837	372,837	372,837	372,837	-	0.00%	<a href="#">60002</a>
SALARIES-PART TIME	60003	155,052	172,764	174,536	204,591	110,632	204,591	215,349	215,349	215,349	215,349	10,758	5.26%	<a href="#">60003</a>
BOOKS/AUDIO MATERIALS	63006	106,219	105,077	104,990	104,990	69,627	103,793	107,144	107,144	107,144	107,144	2,154	2.05%	<a href="#">63006</a>
OPERATING EXPENSES	65008	65,570	64,203	69,358	69,358	52,643	69,186	69,072	69,072	69,072	69,072	(286)	-0.41%	<a href="#">65008</a>
								-	-	-	-	-	N/A	
								-	-	-	-	-	N/A	
								-	-	-	-	-	N/A	
								-	-	-	-	-	N/A	
								-	-	-	-	-	N/A	
						-		-	-	-	-	-	N/A	
						-		-	-	-	-	-	N/A	
								-	-	-	-	-	N/A	
								-	-	-	-	-	N/A	
								-	-	-	-	-	N/A	
								-	-	-	-	-	N/A	
<b>TOTALS</b>		<b>768,297</b>	<b>753,668</b>	<b>786,056</b>	<b>840,643</b>	<b>482,742</b>	<b>839,273</b>	<b>853,269</b>	<b>853,269</b>	<b>853,269</b>	<b>853,269</b>	<b>12,626</b>	<b>1.50%</b>	

**TOWN OF SOUTHBURY  
FISCAL YEAR 2024-2025  
DEPARTMENTAL OPERATING BUDGET (\$)**

<b>DEPT:</b>	Park & Rec
<b>DEPT NUM:</b>	113

ACCT DESCRIPTION	ACCT OBJECT CODE	2021-2022	2022-2023	2023-2024			2024-2025 BUDGET				\$ CHANGE	% CHANGE	EXPLANATION	
		ACTUAL EXPENDITURE	ACTUAL EXPENDITURE	ADOPTED	AMENDED	YTD ACTUAL 1/31/2024	ESTIMATED EXPENDITURES	DEPARTMENT REQUEST	FIRST SEL BUDGET	BOS BUDGET				BOF BUDGET
SALARIES-FULL TIME OTHER	60002	149,263	166,067	173,326	187,611	101,662	187,611	187,611	187,611	187,611	187,611	-	0.00%	<a href="#">60002</a>
SALARIES-PART TIME	60003	192,970	223,366	269,711	269,711	191,055	238,666	324,425	306,720	306,720	306,720	37,009	13.72%	<a href="#">60003</a>
SALARIES - OVERTIME	60004	-	1,709	1,250	1,250	1,753	1,250	1,250	1,250	1,250	1,250	-	0.00%	<a href="#">60004</a>
POOL MAINTENANCE	61004	14,190	15,372	19,900	19,900	10,065	21,827	23,590	23,590	23,590	23,590	3,690	18.54%	<a href="#">61004</a>
OPERATING EXPENSES	65008	22,105	25,905	30,531	30,531	19,065	31,701	35,300	35,300	35,300	35,300	4,769	15.62%	<a href="#">65008</a>
AUTO REIMBURSEMENT	65023	163	393	1,000	1,000	84	1,200	1,320	-	-	-	(1,000)	-100.00%	<a href="#">65023</a>
ACTIVITIES	65024	85,265	116,552	126,610	126,610	67,504	118,215	134,329	134,329	134,329	134,329	7,719	6.10%	<a href="#">65024</a>
		-	-	-	-	-	-	-	-	-	-	-	N/A	
		-	-	-	-	-	-	-	-	-	-	-	N/A	
		-	-	-	-	-	-	-	-	-	-	-	N/A	
		-	-	-	-	-	-	-	-	-	-	-	N/A	
		-	-	-	-	-	-	-	-	-	-	-	N/A	
		-	-	-	-	-	-	-	-	-	-	-	N/A	
<b>TOTALS</b>		<b>463,957</b>	<b>549,365</b>	<b>622,328</b>	<b>636,613</b>	<b>391,188</b>	<b>600,470</b>	<b>707,825</b>	<b>690,120</b>	<b>690,120</b>	<b>690,120</b>	<b>53,507</b>	<b>8.40%</b>	

**TOWN OF SOUTHBURY  
FISCAL YEAR 2024-2025  
DEPARTMENTAL OPERATING BUDGET (\$)**

<b>DEPT:</b>	<b>Other Comm. Activities</b>
<b>DEPT NUM:</b>	<b>114</b>

ACCT DESCRIPTION	ACCT OBJECT CODE	2021-2022	2022-2023	2023-2024			2024-2025 BUDGET				\$ CHANGE	% CHANGE	EXPLANATION	
		ACTUAL EXPENDITURE	ACTUAL EXPENDITURE	ADOPTED	AMENDED	YTD ACTUAL	ESTIMATED EXPENDITURES	DEPARTMENT REQUEST	FIRST SEL BUDGET	BOS BUDGET				BOF BUDGET
Outreach service	65112	-	-	500	500	-	-	500	500	500	500	-	0.00%	<a href="#">65112</a>
		-		-	-	-	-	-	-	-	-	-	N/A	
		-		-	-	-	-	-	-	-	-	-	N/A	
		-		-	-	-	-	-	-	-	-	-	N/A	
		-		-	-	-	-	-	-	-	-	-	N/A	
		-		-	-	-	-	-	-	-	-	-	N/A	
		-		-	-	-	-	-	-	-	-	-	N/A	
		-		-	-	-	-	-	-	-	-	-	N/A	
		-		-	-	-	-	-	-	-	-	-	N/A	
		-		-	-	-	-	-	-	-	-	-	N/A	
		-		-	-	-	-	-	-	-	-	-	N/A	
		-		-	-	-	-	-	-	-	-	-	N/A	
		-		-	-	-	-	-	-	-	-	-	N/A	
		-		-	-	-	-	-	-	-	-	-	N/A	
		-		-	-	-	-	-	-	-	-	-	N/A	
	<b>TOTALS</b>	-	-	500	500	-	-	500	500	500	500	-	0.00%	

**TOWN OF SOUTHBURY  
FISCAL YEAR 2024-2025  
DEPARTMENTAL OPERATING BUDGET (\$)**

<b>DEPT:</b>	Town Properties Inside
<b>DEPT NUM:</b>	116

ACCT DESCRIPTION	ACCT OBJECT CODE	2021-2022	2022-2023	2023-2024		2024-2025 BUDGET				\$ CHANGE	% CHANGE	EXPLANATION		
		ACTUAL EXPENDITURE	ACTUAL EXPENDITURE	ADOPTED	AMENDED	YTD ACTUAL 1/31/2024	ESTIMATED EXPENDITURES	DEPARTMENT REQUEST	FIRST SEL BUDGET				BOS BUDGET	BOF BUDGET
SALARIES-FULL TIME OTHER	60002	90,027	101,173	101,173	103,891	60,050	103,891	240,057	240,057	240,057	240,057	136,167	131.07%	<a href="#">60002</a>
SALARIES - OVERTIME	60004	7,400	5,966	9,010	9,010	3,283	9,010	8,876	8,876	8,876	8,876	(134)	-1.49%	<a href="#">60004</a>
OPERATING EXPENSES	65008	111,189	114,381	114,799	114,799	55,488	109,159	82,762	82,762	82,762	82,762	(32,038)	-27.91%	<a href="#">65008</a>
OPERATING SRVS. CONTRACTS	65009	153,411	145,017	166,376	166,376	122,519	174,146	66,823	66,823	66,823	66,823	(99,553)	-59.84%	<a href="#">65009</a>
		-	-	-	-	-	-	-	-	-	-	-	N/A	
		-	-	-	-	-	-	-	-	-	-	-	N/A	
		-	-	-	-	-	-	-	-	-	-	-	N/A	
		-	-	-	-	-	-	-	-	-	-	-	N/A	
<b>TOTALS</b>		<b>362,027</b>	<b>366,537</b>	<b>391,358</b>	<b>394,076</b>	<b>241,339</b>	<b>396,206</b>	<b>398,517</b>	<b>398,517</b>	<b>398,517</b>	<b>398,517</b>	<b>4,442</b>	<b>1.13%</b>	



**TOWN OF SOUTHBURY  
FISCAL YEAR 2024-2025  
DEPARTMENTAL OPERATING BUDGET (\$)**

<b>DEPT:</b>	<b>117</b>
<b>DEPT NUM:</b>	Energy

ACCT DESCRIPTION	ACCT OBJECT CODE	2021-2022	2022-2023	2023-2024			2024-2025 BUDGET				\$ CHANGE	% CHANGE	EXPLANATION	
		ACTUAL EXPENDITURE	ACTUAL EXPENDITURE	ADOPTED	AMENDED	YTD ACTUAL 1/31/2024	ESTIMATED EXPENDITURES	DEPARTMENT REQUEST	FIRST SEL BUDGET	BOS BUDGET				BOF BUDGET
Utilities	62001	225,000	168,101	300,000	300,000	48,996	205,000	300,000	300,000	275,000	275,000	(25,000)	-8.33%	<a href="#">62001</a>
Fuel - Heating	62002	65,000	65,000	80,000	80,000	27,501	75,000	80,000	80,000	80,000	80,000	-	0.00%	<a href="#">62002</a>
		-		-	-	-	-	-	-	-	-	-	N/A	
		-		-	-	-	-	-	-	-	-	-	N/A	
		-		-	-	-	-	-	-	-	-	-	N/A	
		-		-	-	-	-	-	-	-	-	-	N/A	
		-		-	-	-	-	-	-	-	-	-	N/A	
		-		-	-	-	-	-	-	-	-	-	N/A	
		-		-	-	-	-	-	-	-	-	-	N/A	
		-		-	-	-	-	-	-	-	-	-	N/A	
		-		-	-	-	-	-	-	-	-	-	N/A	
		-		-	-	-	-	-	-	-	-	-	N/A	
		-		-	-	-	-	-	-	-	-	-	N/A	
		-		-	-	-	-	-	-	-	-	-	N/A	
	<b>TOTALS</b>	<b>290,000</b>	<b>233,101</b>	<b>380,000</b>	<b>380,000</b>	<b>76,498</b>	<b>280,000</b>	<b>380,000</b>	<b>380,000</b>	<b>355,000</b>	<b>355,000</b>	<b>-</b>	<b>-6.58%</b>	

**TOWN OF SOUTHBURY  
FISCAL YEAR 2024-2025  
DEPARTMENTAL OPERATING BUDGET (\$)**

<b>DEPT:</b>	Town Prop. Outside
<b>DEPT NUM:</b>	118

ACCT DESCRIPTION	ACCT OBJECT CODE	2021-2022	2022-2023	2023-2024				2024-2025 BUDGET				\$ CHANGE	% CHANGE	EXPLANATION
		ACTUAL EXPENDITURE	ACTUAL EXPENDITURE	ADOPTED	AMENDED	YTD ACTUAL 1/31/2024	ESTIMATED EXPENDITURES	DEPARTMENT REQUEST	FIRST SEL BUDGET	BOS BUDGET	BOF BUDGET			
SALARIES-FULL TIME OTHER	60002	241,139	248,227	255,074	263,081	127,946	263,079	269,490	269,490	269,490	269,490	6,409	2.44%	<a href="#">60002</a>
SALARIES-PART TIME	60003	34,430	54,428	69,280	69,280	44,531	69,280	69,280	69,280	69,280	69,280	-	0.00%	<a href="#">60003</a>
SALARIES - OVERTIME	60004	14,988	13,259	22,751	23,319	7,993	23,317	23,902	23,902	23,902	23,902	583	2.50%	<a href="#">60004</a>
GAS/DIESEL	62002	11,160	16,430	18,256	18,256	9,703	18,256	16,463	16,463	16,463	16,463	(1,793)	-9.82%	<a href="#">62002</a>
TURF MANAGEMENT	62004	50,331	50,075	50,200	50,200	16,348	43,200	64,898	64,898	64,898	64,898	14,698	29.28%	<a href="#">62004</a>
SETTLERS PARK	62006	20,567	15,334	18,798	18,798	5,181	16,100	-	-	-	-	(18,798)	-100.00%	<a href="#">62006</a>
OPERATING EXPENSES	65008	92,080	86,427	87,215	87,215	33,961	74,915	96,735	96,735	96,735	96,735	9,520	10.92%	<a href="#">65008</a>
SAFETY BOOTS	65016	233	315	625	625	-	625	625	625	625	625	-	0.00%	<a href="#">65016</a>
		-		-	-	-	-	-	-	-	-	-	N/A	
		-		-	-	-	-	-	-	-	-	-	N/A	
		-		-	-	-	-	-	-	-	-	-	N/A	
<b>TOTALS</b>		<b>464,927</b>	<b>484,495</b>	<b>522,198</b>	<b>530,774</b>	<b>245,661</b>	<b>508,772</b>	<b>541,393</b>	<b>541,393</b>	<b>541,393</b>	<b>541,393</b>	<b>10,619</b>	<b>2.00%</b>	

**TOWN OF SOUTHBURY  
FISCAL YEAR 2024-2025  
DEPARTMENTAL OPERATING BUDGET (\$)**

<b>DEPT:</b>	Transfer Station
<b>DEPT NUM:</b>	119

ACCT DESCRIPTION	ACCT OBJECT CODE	2021-2022	2022-2023	2023-2024			2024-2025 BUDGET				\$ CHANGE	% CHANGE	EXPLANATION	
		ACTUAL EXPENDITURE	ACTUAL EXPENDITURE	ADOPTED	AMENDED	YTD ACTUAL 1/31/2024	ESTIMATED EXPENDITURES	DEPARTMENT REQUEST	FIRST SEL BUDGET	BOS BUDGET				BOF BUDGET
SALARIES-FULL TIME OTHER	60002	106,716	106,160	111,111	115,706	47,734	115,706	175,732	175,732	175,732	175,732	60,027	51.88%	<a href="#">60002</a>
SALARIES-PART TIME	60003	83,151	63,898	87,970	90,169	38,935	90,169	34,272	34,272	34,272	34,272	(55,897)	-61.99%	<a href="#">60003</a>
SALARIES - OVERTIME	60004	4,590	2,766	4,590	4,869	1,456	4,869	7,549	7,549	7,549	7,549	2,680	55.05%	<a href="#">60004</a>
COMPACTOR MAINTENANCE	61008	4,545	4,130	5,000	5,000	701	4,485	-	-	-	-	(5,000)	-100.00%	<a href="#">61008</a>
RECYCLING MAINTENANCE	61017	-	1,055	4,800	4,800	1,063	1,146	-	-	-	-	(4,800)	-100.00%	<a href="#">61017</a>
HAZARDOUS WASTE DAY	61013	17,533	8,626	17,340	17,340	5,454	10,426	17,340	17,340	17,340	17,340	-	0.00%	<a href="#">61013</a>
FUEL/OTHER	62002	7,276	6,611	13,112	13,112	5,557	7,811	13,112	13,112	13,112	13,112	-	0.00%	<a href="#">62002</a>
RENTAL EQUIPMENT	63004	4,542	6,293	8,480	8,480	1,107	8,084	8,440	8,440	8,440	8,440	(40)	-0.47%	<a href="#">63004</a>
HAULING	64003	448,448	262,384	300,001	300,001	102,097	233,619	298,466	298,466	298,466	298,466	(1,535)	-0.51%	<a href="#">64003</a>
RECYCLING HAULING	64004	106,636	109,823	201,153	201,153	65,180	139,550	159,046	159,046	159,046	159,046	(42,107)	-20.93%	<a href="#">64004</a>
DEMOLITION HAULING	64005	44,997	131,357	131,357	131,357	126,651	305,487	214,239	214,239	214,239	214,239	82,882	63.10%	<a href="#">64005</a>
OFFICE SUPPLIES	63005	346	307	600	600	-	296	-	-	-	-	(600)	-100.00%	<a href="#">63005</a>
MONITORING WELLS	65004	9,499	2,739	15,000	15,000	11,851	16,454	18,500	18,500	18,500	18,500	3,500	23.33%	<a href="#">65004</a>
OPERATING & MAINT. EQU	65008	14,203	12,250	18,720	18,720	7,792	10,670	27,570	27,570	27,570	27,570	8,850	47.28%	<a href="#">65008</a>
SAFETY BOOTS	65016	125	-	250	250	-	250	375	375	375	375	125	50.00%	<a href="#">65016</a>
<b>TOTALS</b>		<b>852,607</b>	<b>718,399</b>	<b>919,484</b>	<b>926,557</b>	<b>415,579</b>	<b>949,022</b>	<b>974,641</b>	<b>974,641</b>	<b>974,641</b>	<b>974,641</b>	<b>48,084</b>	<b>5.19%</b>	

**TOWN OF SOUTHBURY  
FISCAL YEAR 2024-2025  
DEPARTMENTAL OPERATING BUDGET (\$)**

<b>DEPT:</b>	Highway
<b>DEPT NUM:</b>	120

ACCT DESCRIPTION	ACCT OBJECT CODE	2021-2022	2022-2023	2023-2024			2024-2025 BUDGET				\$ CHANGE	% CHANGE	EXPLANATION	
		ACTUAL EXPENDITURE	ACTUAL EXPENDITURE	ADOPTED	AMENDED	YTD ACTUAL 1/31/2024	ESTIMATED EXPENDITURES	DEPARTMENT REQUEST	FIRST SEL BUDGET	BOS BUDGET				BOF BUDGET
SALARIES/OFFICE-3	60001	207,537	196,468	314,842	314,842	125,658	314,842	363,060	363,060	363,060	363,060	48,218	15.31%	<a href="#">60001</a>
SALARIES-FULL TIME OTHER	60002	1,016,773	1,110,942	1,105,932	1,136,449	590,185	1,136,449	1,164,592	1,164,592	1,101,721	1,101,721	(34,728)	-3.06%	<a href="#">60002</a>
SALARIES- PART TIME	60003	35,179	-	6,404	6,404	-	6,404	6,404	6,404	6,404	6,404	-	0.00%	<a href="#">60003</a>
SALARIES - OVERTIME	60004	202,835	124,139	174,461	178,823	47,616	178,823	149,797	149,797	149,797	149,797	(29,026)	-16.23%	<a href="#">60004</a>
EQUIPMENT MAINTENANCE	61004	177,674	176,328	199,700	199,700	124,499	211,500	215,500	215,500	215,500	215,500	15,800	7.91%	<a href="#">61004</a>
TRAFFIC LIGHTS	62000	13,109	10,659	13,960	13,960	10,616	11,000	24,960	24,960	24,960	24,960	11,000	78.80%	<a href="#">62000</a>
FUEL/OTHER	62002	67,623	99,977	126,053	126,053	41,746	126,053	102,891	102,891	102,891	102,891	(23,161)	-18.37%	<a href="#">62002</a>
RENTAL EQUIPMENT	63004	44,202	37,221	55,500	55,500	-	43,000	43,000	43,000	43,000	43,000	(12,500)	-22.52%	<a href="#">63004</a>
MATERIAL - DRAINAGE	63008	21,493	25,109	30,556	30,556	12,623	20,989	22,116	22,116	22,116	22,116	(8,440)	-27.62%	<a href="#">63008</a>
MATERIAL - PAVING	63010	45,393	45,798	56,750	56,750	3,597	47,250	50,250	50,250	50,250	50,250	(6,500)	-11.45%	<a href="#">63010</a>
MS4 SAMPLING	63011	5,875	8,930	20,000	20,000	17,250	20,000	20,000	20,000	20,000	20,000	-	0.00%	<a href="#">63011</a>
HIGHWAY SAFETY	63012	70,109	56,810	70,100	70,100	8,470	63,500	53,100	53,100	53,100	53,100	(17,000)	-24.25%	<a href="#">63012</a>
STREETScape MAINTENANCE	61014	16,671	18,321	18,500	18,500	380	15,500	18,500	18,500	18,500	18,500	-	0.00%	<a href="#">61014</a>
SALT & SAND	61015	244,287	229,346	326,500	326,500	69,910	294,540	343,893	343,893	343,893	343,893	17,393	5.33%	<a href="#">61015</a>
SAFETY BOOTS	65016	1,242	1,330	2,375	2,375	125	2,375	2,375	2,375	2,375	2,375	-	0.00%	<a href="#">65016</a>
	<b>TOTALS</b>	<b>2,170,002</b>	<b>2,141,376</b>	<b>2,521,632</b>	<b>2,556,510</b>	<b>1,052,676</b>	<b>2,492,224</b>	<b>2,580,437</b>	<b>2,580,437</b>	<b>2,517,566</b>	<b>2,517,566</b>	<b>(38,944)</b>	<b>-1.52%</b>	

**TOWN OF SOUTHBURY  
FISCAL YEAR 2024-2025  
DEPARTMENTAL OPERATING BUDGET (\$)**

<b>DEPT:</b>	Contingency
<b>DEPT NUM:</b>	130

ACCT DESCRIPTION	ACCT OBJECT CODE	2021-2022	2022-2023	2023-2024			2024-2025 BUDGET				\$ CHANGE	% CHANGE	EXPLANATION	
		ACTUAL EXPENDITURE	ACTUAL EXPENDITURE	ADOPTED	AMENDED	YTD ACTUAL	ESTIMATED EXPENDITURES	DEPARTMENT REQUEST	FIRST SEL BUDGET	BOS BUDGET				BOF BUDGET
Contingency	65090	66,932	104,298	150,000	150,000	-	150,000	150,000	150,000	150,000	150,000	-	0.00%	<a href="#">65090</a>
		-		-	-	-	-	-	-	-	-	-	N/A	
		-		-	-	-	-	-	-	-	-	-	N/A	
		-		-	-	-	-	-	-	-	-	-	N/A	
		-		-	-	-	-	-	-	-	-	-	N/A	
		-		-	-	-	-	-	-	-	-	-	N/A	
		-		-	-	-	-	-	-	-	-	-	N/A	
		-		-	-	-	-	-	-	-	-	-	N/A	
		-		-	-	-	-	-	-	-	-	-	N/A	
		-		-	-	-	-	-	-	-	-	-	N/A	
		-		-	-	-	-	-	-	-	-	-	N/A	
		-		-	-	-	-	-	-	-	-	-	N/A	
		-		-	-	-	-	-	-	-	-	-	N/A	
		-		-	-	-	-	-	-	-	-	-	N/A	
		-		-	-	-	-	-	-	-	-	-	N/A	
		-		-	-	-	-	-	-	-	-	-	N/A	
	<b>TOTALS</b>	<b>66,932</b>	<b>104,298</b>	<b>150,000</b>	<b>150,000</b>	<b>-</b>	<b>150,000</b>	<b>150,000</b>	<b>150,000</b>	<b>150,000</b>	<b>150,000</b>	<b>-</b>	<b>0.00%</b>	

**TOWN OF SOUTHBURY  
FISCAL YEAR 2024-2025  
DEPARTMENTAL OPERATING BUDGET (\$)**

<b>DEPT:</b>	Refunds
<b>DEPT NUM:</b>	131

ACCT DESCRIPTION	ACCT OBJECT CODE	2021-2022	2022-2023	2023-2024			2024-2025 BUDGET				\$ CHANGE	% CHANGE	EXPLANATION	
		ACTUAL EXPENDITURE	ACTUAL EXPENDITURE	ADOPTED	AMENDED	YTD ACTUAL 1/31/2024	ESTIMATED EXPENDITURES	DEPARTMENT REQUEST	FIRST SEL BUDGET	BOS BUDGET				BOF BUDGET
Refunds - Misc.	65044	12,602	3,981	15,000	15,000	6,330	10,500	15,000	15,000	15,000	15,000	-	0.00%	<a href="#">65044</a>
Refunds - Tax	65045	113,694	108,785	100,000	100,000	95,724	95,000	100,000	100,000	100,000	100,000	-	0.00%	<a href="#">65045</a>
		-		-	-	-	-	-	-	-	-	-	N/A	
		-		-	-	-	-	-	-	-	-	-	N/A	
		-		-	-	-	-	-	-	-	-	-	N/A	
		-		-	-	-	-	-	-	-	-	-	N/A	
		-		-	-	-	-	-	-	-	-	-	N/A	
		-		-	-	-	-	-	-	-	-	-	N/A	
		-		-	-	-	-	-	-	-	-	-	N/A	
		-		-	-	-	-	-	-	-	-	-	N/A	
		-		-	-	-	-	-	-	-	-	-	N/A	
		-		-	-	-	-	-	-	-	-	-	N/A	
		-		-	-	-	-	-	-	-	-	-	N/A	
		-		-	-	-	-	-	-	-	-	-	N/A	
<b>TOTALS</b>		<b>126,296</b>	<b>112,766</b>	<b>115,000</b>	<b>115,000</b>	<b>102,055</b>	<b>105,500</b>	<b>115,000</b>	<b>115,000</b>	<b>115,000</b>	<b>115,000</b>	<b>-</b>	<b>0.00%</b>	

**TOWN OF SOUTHBURY  
FISCAL YEAR 2024-2025  
DEPARTMENTAL OPERATING BUDGET (\$)**

<b>DEPT:</b>	Capital
<b>DEPT NUM:</b>	Various

ACCT DESCRIPTION	ACCT OBJECT CODE	2021-2022	2022-2023	2023-2024			2024-2025 BUDGET				\$ CHANGE	% CHANGE	EXPLANATION	
		ACTUAL EXPENDITURE	ACTUAL EXPENDITURE	ADOPTED	AMENDED	YTD ACTUAL	ESTIMATED EXPENDITURES	DEPARTMENT REQUEST	FIRST SEL BUDGET	BOS BUDGET				BOF BUDGET
Capital all departments	400-600	43,060	138,193	36,000	36,000	36,000	36,000	73,666	73,666	38,000	11,000	(25,000)	-69.44%	<a href="#">Capital Requests</a>
		-		-	-	-	-	-	-	-	-	-	N/A	
		-		-	-	-	-	-	-	-	-	-	N/A	
		-		-	-	-	-	-	-	-	-	-	N/A	
		-		-	-	-	-	-	-	-	-	-	N/A	
		-		-	-	-	-	-	-	-	-	-	N/A	
		-		-	-	-	-	-	-	-	-	-	N/A	
		-		-	-	-	-	-	-	-	-	-	N/A	
		-		-	-	-	-	-	-	-	-	-	N/A	
		-		-	-	-	-	-	-	-	-	-	N/A	
		-		-	-	-	-	-	-	-	-	-	N/A	
		-		-	-	-	-	-	-	-	-	-	N/A	
		-		-	-	-	-	-	-	-	-	-	N/A	
		-		-	-	-	-	-	-	-	-	-	N/A	
		-		-	-	-	-	-	-	-	-	-	N/A	
		-		-	-	-	-	-	-	-	-	-	N/A	
		-		-	-	-	-	-	-	-	-	-	N/A	
		-		-	-	-	-	-	-	-	-	-	N/A	
		-		-	-	-	-	-	-	-	-	-	N/A	
	<b>TOTALS</b>	<b>43,060</b>	<b>138,193</b>	<b>36,000</b>	<b>36,000</b>	<b>36,000</b>	<b>36,000</b>	<b>73,666</b>	<b>73,666</b>	<b>38,000</b>	<b>11,000</b>	<b>(25,000)</b>	<b>-69.44%</b>	

Return to Budget Sheet

Departmental Capital Request

Department	Request	Request	Infrastructure / Reserve	Future Year	First Selectman	BOS	BOF	Notes
<b>Fire</b>	<b>3 Bay Garage</b>			-	-			
Fire	HVAC	11,000		11,000	-			Future years
Fire	Insulation	15,000		15,000	-			Future years
Fire	Drywall	15,000		15,000	-			Future years
Fire	Electrical	9,000		9,000	-			Future years
<b>Fire</b>	<b>PPE Turnout Gear</b>				-			
Fire	Washer Dryer -Center	21,355	21,355		-			Infrastructure
Fire	Washer Dryer -Southford	21,355	21,355	-	-			Infrastructure
Fire	New Sets - 5 @ \$5,400 each	27,000			27,000		(27,000)	To DBS Fund
<b>Fire</b>	<b>Hose</b>				-			
Fire	78 lengths of 50 feet 1.7"	25,350	25,350		-			Infrastructure
					-			
<b>Communicatiuons</b>	<b>Recorder Upgrade</b>	27,815	27,815		-			IT Reserve
					-			
					-			
<b>Senior Center</b>	<b>Purchasing Washer Dryer &amp; Installation</b>	5,000			5,000			
	For Table Linens & Napkins (Would use weekly)				-			
					-			
					-			
<b>Park &amp; Rec</b>	<b>Gravel for parking at Settlers</b>	12,825	12,825		-			Infrastructure
	Gas Grill for Ballantine	\$4,000	4,000		-			Infrastructure
	Ewald Field #1 wall	\$15,000	15,000		-			Infrastructure
	Community House bathrooms paint and clean	\$5,000	5,000		-			Infrastructure
	Gravel for parking at Ewald	12,825	12,825		-			Infrastructure
	Pool Robot Vacuum <a href="https://www.poolweb.com/p">https://www.poolweb.com/p</a>	6,000			6,000			
	Community House barn exterior	27,600	27,600		-			Needs feasibility study
	Light upgrade at Community House	379,500	379,500		-			Infrastructure
	Community House bathrooms to ADA	150,000	150,000		-			Needs feasibility study
					-			
<b>TPO</b>	<b>Community House Basball Field</b>	35,666			35,666	(35,666)		Moved to infrasructure
					-			
					-			
<b>Transfer Station</b>	<b>Attendant booth/site work</b>	\$25,000	25,000		-			Infrastructure
<b>Transfer Station</b>	<b>Toughbook</b>	\$3,000	3,000		-			IT Reserve
<b>Transfer Station</b>	<b>Printer</b>	\$400	400		-			IT Reserve
					-			
					-			
<b>Highway</b>	<b>Rock Screeners</b>	10,000			-			Utilize rental
<b>Highway</b>	<b>Dell Tough Book Asst Road Foreman</b>	3,000	3,000		-			IT Reserve
					-			
					-			
					-			
					-			
<b>Total</b>		<b>867,691</b>	<b>734,025</b>	<b>50,000</b>	<b>73,666</b>	<b>(35,666)</b>	<b>(27,000)</b>	



**TOWN OF SOUTHBURY**  
**FISCAL YEAR 2024-2025**  
**DEPARTMENTAL OPERATING BUDGET (\$)**

<b>DEPT:</b>	Vehicle
<b>DEPT NUM:</b>	107

ACCT DESCRIPTION	ACCT OBJECT CODE	2021-2022	2022-2023	2023-2024			2024-2025 BUDGET				\$ CHANGE	% CHANGE	EXPLANATION	
		ACTUAL EXPENDITURE	ACTUAL EXPENDITURE	ADOPTED	AMENDED	YTD ACTUAL	ESTIMATED EXPENDITURES	DEPARTMENT REQUEST	FIRST SEL BUDGET	BOS BUDGET				BOF BUDGET
25 year plan	57095	725,000	700,000	700,000	700,000	700,000	700,000	700,000	700,000	700,000	700,000	-	0.00%	<a href="#">Plan</a>
		-	-	-	-	-	-	-	-	-	-	-	N/A	
		-	-	-	-	-	-	-	-	-	-	-	N/A	
		-	-	-	-	-	-	-	-	-	-	-	N/A	
		-	-	-	-	-	-	-	-	-	-	-	N/A	
		-	-	-	-	-	-	-	-	-	-	-	N/A	
		-	-	-	-	-	-	-	-	-	-	-	N/A	
		-	-	-	-	-	-	-	-	-	-	-	N/A	
		-	-	-	-	-	-	-	-	-	-	-	N/A	
		-	-	-	-	-	-	-	-	-	-	-	N/A	
		-	-	-	-	-	-	-	-	-	-	-	N/A	
		-	-	-	-	-	-	-	-	-	-	-	N/A	
		-	-	-	-	-	-	-	-	-	-	-	N/A	
		-	-	-	-	-	-	-	-	-	-	-	N/A	
<b>TOTALS</b>		<b>725,000</b>	<b>700,000</b>	<b>700,000</b>	<b>700,000</b>	<b>700,000</b>	<b>700,000</b>	<b>700,000</b>	<b>700,000</b>	<b>700,000</b>	<b>700,000</b>	<b>-</b>	<b>0.00%</b>	

Town of Southbury CT  
 Vehicle Replacement Plan  
 30 Year Plan  
 Factor 0.04 (LIDA long term inflation forecast)

Area	Fiscal Year																							
	22-23	23-24	24-25	25-26	26-27	27-28	28-29	29-30	30-31	31-32	32-33	33-34	34-35	35-36	36-37	37-38	38-39	39-40	40-41	41-42	42-43	43-44	44-45	
Public Works	581	150	812	202	-	-	56	212	276	580	536	1,053	969	671	581	533	159	230	387	116	739	-	970	
Police Department	124	186	285	146	-	297	226	346	210	-	348	276	421	216	-	405	335	513	295	-	476	408	-	
Fire Department	155	1,854	1,025	2,000	240	-	196	-	-	-	1,493	-	258	-	1,200	116	-	-	-	-	340	336	168	
Town Properties	33	49	-	121	89	-	-	-	-	-	54	72	180	72	131	-	-	-	-	-	-	107	266	-
Other Town Vehicles	-	-	30	54	-	13	88	-	36	65	-	-	43	-	47	-	183	-	-	-	-	15	52	93
Senior Services	1	81	162	84	-	-	-	-	111	120	240	124	-	-	-	-	-	-	164	177	355	184	-	
<b>Total</b>	<b>894</b>	<b>2,320</b>	<b>2,314</b>	<b>2,607</b>	<b>329</b>	<b>310</b>	<b>566</b>	<b>558</b>	<b>633</b>	<b>764</b>	<b>1,177</b>	<b>3,018</b>	<b>1,613</b>	<b>1,217</b>	<b>760</b>	<b>2,138</b>	<b>793</b>	<b>743</b>	<b>847</b>	<b>294</b>	<b>2,032</b>	<b>1,246</b>	<b>1,231</b>	
<b>A. FISCAL YEAR REPLACEMENT COST (UNADJUSTED)</b>	<b>894</b>	<b>2,320</b>	<b>2,314</b>	<b>2,607</b>	<b>329</b>	<b>310</b>	<b>566</b>	<b>558</b>	<b>633</b>	<b>764</b>	<b>1,177</b>	<b>3,018</b>	<b>1,613</b>	<b>1,217</b>	<b>760</b>	<b>2,138</b>	<b>793</b>	<b>743</b>	<b>847</b>	<b>294</b>	<b>2,032</b>	<b>1,246</b>	<b>1,231</b>	
<b>B. FUND BALANCE - START OF YEAR</b>	<b>0.075</b>	<b>3,120</b>	<b>2,919</b>	<b>2,796</b>	<b>2,955</b>	<b>1,098</b>	<b>1,575</b>	<b>2,131</b>	<b>2,494</b>	<b>2,935</b>	<b>3,376</b>	<b>3,765</b>	<b>3,829</b>	<b>2,149</b>	<b>1,975</b>	<b>2,303</b>	<b>3,204</b>	<b>2,853</b>	<b>3,978</b>	<b>5,296</b>	<b>6,663</b>	<b>8,745</b>	<b>9,267</b>	<b>10,766</b>
<b>C. Budget Funding</b>	<b>700</b>	<b>700</b>	<b>700</b>	<b>753</b>	<b>809</b>	<b>870</b>	<b>935</b>	<b>1,005</b>	<b>1,080</b>	<b>1,161</b>	<b>1,248</b>	<b>1,342</b>	<b>1,443</b>	<b>1,551</b>	<b>1,667</b>	<b>1,792</b>	<b>1,927</b>	<b>2,071</b>	<b>2,227</b>	<b>2,394</b>	<b>2,573</b>	<b>2,766</b>	<b>2,973</b>	
<b>D. LESS REPLACEMENT COST</b>	<b>1190</b>	<b>894</b>	<b>2,320</b>	<b>2,314</b>	<b>2,607</b>	<b>329</b>	<b>310</b>	<b>566</b>	<b>558</b>	<b>633</b>	<b>764</b>	<b>1,177</b>	<b>3,018</b>	<b>1,613</b>	<b>1,217</b>	<b>760</b>	<b>2,138</b>	<b>793</b>	<b>743</b>	<b>847</b>	<b>294</b>	<b>2,032</b>	<b>1,246</b>	<b>1,231</b>
<b>E. PLUS INTEREST (V/R x B)</b>	<b>6</b>	<b>3</b>	<b>2</b>	<b>2</b>	<b>3</b>	<b>4</b>	<b>5</b>	<b>6</b>	<b>7</b>	<b>8</b>	<b>8</b>	<b>4</b>	<b>4</b>	<b>5</b>	<b>6</b>	<b>6</b>	<b>8</b>	<b>11</b>	<b>13</b>	<b>18</b>	<b>19</b>	<b>22</b>	<b>25</b>	
One-time unassigned fund				750																				
ARPA Funding - Ladder Truck		1,500																						
Debt Service			1,025																					
<b>G. FUND BALANCE - YR END</b>	<b>2,919</b>	<b>2,796</b>	<b>2,955</b>	<b>1,098</b>	<b>1,575</b>	<b>2,131</b>	<b>2,494</b>	<b>2,935</b>	<b>3,376</b>	<b>3,765</b>	<b>3,829</b>	<b>2,149</b>	<b>1,075</b>	<b>2,303</b>	<b>3,204</b>	<b>2,853</b>	<b>3,978</b>	<b>5,296</b>	<b>6,663</b>	<b>8,745</b>	<b>9,267</b>	<b>10,766</b>	<b>12,483</b>	

INTEREST ON AVERAGE FUND BALANCE ESTIMATED TO BE  
 AT .2% PER YEAR ON BEGINNING FUND BALANCE.

Summary: Per Financing Southbury, the vehicle replacement program is pay-as-you-go. Th Administration with approval of the Board of Selectman and Board of Finance may add items to current years approved list provided the added item does not exceed the balance in the relevant funding year.



Area	Fiscal Year																
	23-24	24-25	25-26	26-27	27-28	29-29	30-31	31-32	32-33	33-34	34-35	35-36	36-37	37-38	38-39	40-41	41-42
<a href="#">Community Bldg</a>	-	29,000	27,000	13,100	68,723	1,000	11,000	13,500	21,000	1,000	1,000	154,500	21,500	16,000	16,000	16,000	53,500
<a href="#">Fire Department</a>	-	35,005	106,225	16,500	63,156	10,000	26,000	55,000	10,000	85,000	116,941	10,000	50,000	10,000	10,000	10,000	10,000
<a href="#">Library</a>	55,963	26,000	17,500	2,750	67,275	220,700	34,100	13,700	14,000	29,950	34,400	177,100	4,800	20,000	5,200	5,400	80,500
<a href="#">Police Department</a>	61,825	52,500	29,500	55,000	27,879	-	12,500	-	12,500	-	5,500	17,500	20,000	55,000	-	-	60,000
<a href="#">Public Works</a>	15,000	139,858	116,000	92,000	45,539	27,500	60,000	350,000	12,500	-	12,702	5,000	5,500	106,000	106,500	107,000	238,500
<a href="#">Town Hall</a>	-	98,982	65,750	96,250	113,458	123,750	88,750	17,250	13,750	13,750	71,935	28,750	37,150	45,750	15,750	15,750	80,750
<a href="#">Animal Control</a>	3,000	12,000	40,000	5,000	10,000	4,000	38,500	15,500	-	-	-	-	-	-	-	-	38,000
<a href="#">Streetscape</a>	76,000	43,750	10,000	10,000	51,000	-	-	-	175,000	45,000	10,000	10,000	-	-	40,000	35,000	-
<a href="#">Parks</a>	50,000	60,666	40,000	388,500	7,500	-	60,000	40,000	25,000	45,000	15,000	50,000	-	-	-	55,000	35,000
<a href="#">Historic Bldgs</a>	17,250	6,250	38,850	15,250	1,000	10,500	3,000	27,925	103,500	-	-	-	7,500	39,200	3,000	-	-
<b>Total Annual</b>	<b>279,038</b>	<b>504,011</b>	<b>490,825</b>	<b>694,350</b>	<b>455,529</b>	<b>397,450</b>	<b>333,850</b>	<b>532,875</b>	<b>387,250</b>	<b>219,700</b>	<b>267,478</b>	<b>452,850</b>	<b>146,450</b>	<b>291,950</b>	<b>196,450</b>	<b>244,150</b>	<b>596,250</b>
<b>Total Cum.</b>	<b>279,038</b>	<b>783,048</b>	<b>1,273,873</b>	<b>1,968,223</b>	<b>2,423,753</b>	<b>2,821,203</b>	<b>3,155,053</b>	<b>3,687,928</b>	<b>4,075,178</b>	<b>4,294,878</b>	<b>4,562,356</b>	<b>5,015,206</b>	<b>5,161,656</b>	<b>5,453,606</b>	<b>5,650,056</b>	<b>5,894,206</b>	<b>6,490,456</b>
<b>Reserve account BB</b>	611,486	581,911	339,836	124,044	118,478	(33,828)	187,107	187,561	5,705	(12,975)	154,323	293,194	267,009	568,559	747,008	1,044,477	1,318,942
<b>One-time addition</b>				400,000		300,000											
<b>5% Budget Funding</b>	249,463	261,936	275,033	288,784	303,223	318,385	334,304	351,019	368,570	386,998	406,348	426,666	447,999	470,399	493,919	518,615	544,546
<b>360,581 Uses</b>	279,038	504,011	490,825	694,350	455,529	397,450	333,850	532,875	387,250	219,700	267,478	452,850	146,450	291,950	196,450	244,150	596,250
<b>Unassigned transfer</b>																	
<b>Balance EB</b>	581,911	339,836	124,044	118,478	(33,828)	187,107	187,561	5,705	(12,975)	154,323	293,194	267,009	568,559	747,008	1,044,477	1,318,942	1,267,237

**TOWN OF SOUTHBURY  
FISCAL YEAR 2024-2025  
DEPARTMENTAL OPERATING BUDGET (\$)**

<b>DEPT:</b>	Reserves
<b>DEPT NUM:</b>	107

ACCT DESCRIPTION	ACCT OBJECT CODE	2021-2022	2022-2023	2023-2024			2024-2025 BUDGET				\$ CHANGE	% CHANGE	EXPLANATION	
		ACTUAL EXPENDITURE	ACTUAL EXPENDITURE	ADOPTED	AMENDED	YTD ACTUAL	ESTIMATED EXPENDITURES	DEPARTMENT REQUEST	FIRST SEL BUDGET	BOS BUDGET				BOF BUDGET
Revaluation		40,000	42,000	44,100	44,100	44,100	44,100	46,305	46,305	46,305	46,305	2,205	5.00%	<a href="#">Revaluation</a>
Planning Studies		30,000	45,000	48,150	48,150	48,150	48,150	50,558	50,558	50,558	50,558	2,408	5.00%	<a href="#">Planning</a>
Information Techmology		42,800	44,940	47,187	47,187	47,187	47,187	49,546	49,546	49,546	49,546	2,359	5.00%	<a href="#">IT</a>
LT Land		240,390	1,000	1,000	1,000	1,000	1,000	1,000	1,000	1,000	1,000	-	0.00%	<a href="#">LT Land</a>
Farmland & Open Space		1,000	1,000	1,000	1,000	1,000	1,000	1,000	1,000	1,000	1,000	-	0.00%	<a href="#">Open Space</a>
GIS		5,000	5,000	5,250	5,250	5,250	5,250	5,513	5,513	5,513	5,513	263	5.00%	<a href="#">GIS</a>
SCBA Airpacks		30,000	30,000	30,000	30,000	30,000	30,000	30,000	30,000	30,000	30,000	-	0.00%	<a href="#">SCBA</a>
Communication Systems		36,000	30,000	31,500	31,500	31,500	31,500	33,075	33,075	33,075	33,075	1,575	5.00%	<a href="#">Communications</a>
		-	-	-	-	-	-	-	-	-	-	-	N/A	
		-	-	-	-	-	-	-	-	-	-	-	N/A	
		-	-	-	-	-	-	-	-	-	-	-	N/A	
		-	-	-	-	-	-	-	-	-	-	-	N/A	
		-	-	-	-	-	-	-	-	-	-	-	N/A	
		-	-	-	-	-	-	-	-	-	-	-	N/A	
		-	-	-	-	-	-	-	-	-	-	-	N/A	
		-	-	-	-	-	-	-	-	-	-	-	N/A	
<b>TOTALS</b>		<b>425,190</b>	<b>198,940</b>	<b>208,187</b>	<b>208,187</b>	<b>208,187</b>	<b>208,187</b>	<b>216,996</b>	<b>216,996</b>	<b>216,996</b>	<b>216,996</b>	<b>8,809</b>	<b>4.23%</b>	

**TOWN OF SOUTHBURY  
FISCAL YEAR 2024-2025  
DEPARTMENTAL OPERATING BUDGET (\$)**

<b>DEPT:</b>	Debt
<b>DEPT NUM:</b>	052

ACCT DESCRIPTION	ACCT OBJECT CODE	2021-2022	2022-2023	2023-2024			2024-2025 BUDGET				\$ CHANGE	% CHANGE	EXPLANATION	
		ACTUAL EXPENDITURE	ACTUAL EXPENDITURE	ADOPTED	AMENDED	YTD ACTUAL	ESTIMATED EXPENDITURES	DEPARTMENT REQUEST	FIRST SEL BUDGET	BOS BUDGET				BOF BUDGET
Annual debt servicing plan	68100	531,192	463,902	329,912	329,912	329,912	329,912	326,484	326,484	326,484	326,484	(3,428)	-1.04%	<a href="#">Debt Service Plan</a>
		-		-	-	-	-	-	-	-	-	-	N/A	
		-		-	-	-	-	-	-	-	-	-	N/A	
		-		-	-	-	-	-	-	-	-	-	N/A	
		-		-	-	-	-	-	-	-	-	-	N/A	
		-		-	-	-	-	-	-	-	-	-	N/A	
		-		-	-	-	-	-	-	-	-	-	N/A	
		-		-	-	-	-	-	-	-	-	-	N/A	
		-		-	-	-	-	-	-	-	-	-	N/A	
		-		-	-	-	-	-	-	-	-	-	N/A	
		-		-	-	-	-	-	-	-	-	-	N/A	
		-		-	-	-	-	-	-	-	-	-	N/A	
		-		-	-	-	-	-	-	-	-	-	N/A	
		-		-	-	-	-	-	-	-	-	-	N/A	
		-		-	-	-	-	-	-	-	-	-	N/A	
		-		-	-	-	-	-	-	-	-	-	N/A	
<b>TOTALS</b>		<b>531,192</b>	<b>463,902</b>	<b>329,912</b>	<b>329,912</b>	<b>329,912</b>	<b>329,912</b>	<b>326,484</b>	<b>326,484</b>	<b>326,484</b>	<b>326,484</b>	<b>(3,428)</b>	<b>-1.04%</b>	



**TOWN OF SOUTHBURY**  
**FISCAL YEAR 2024-2025**  
**DEPARTMENTAL OPERATING BUDGET (\$)**

**DEPT:** Roads & Bridges  
**DEPT NUM:** 101

ACCT DESCRIPTION	ACCT OBJECT CODE	2021-2022	2022-2023	2023-2024				2024-2025 BUDGET				\$ CHANGE	% CHANGE	EXPLANATION
		ACTUAL EXPENDITURE	ACTUAL EXPENDITURE	ADOPTED	AMENDED	YTD ACTUAL	ESTIMATED EXPENDITURES	DEPARTMENT REQUEST	FIRST SEL BUDGET	BOS BUDGET	BOF BUDGET			
Roads	5690003	1,353,578	1,282,349	1,437,508	1,437,508	1,437,508	1,437,508	1,487,976	1,487,976	1,487,976	1,487,976	50,468	3.51%	<a href="#">Roads</a>
		-		-	-	-	-	-	-	-	-	-	N/A	
Bridger Reserve	569003	250,000	250,000	250,000	250,000	250,000	250,000	250,000	250,000	250,000	250,000	-	0.00%	<a href="#">Bridges</a>
		-		-	-	-	-	-	-	-	-	-	N/A	
		-		-	-	-	-	-	-	-	-	-	N/A	
		-		-	-	-	-	-	-	-	-	-	N/A	
		-		-	-	-	-	-	-	-	-	-	N/A	
		-		-	-	-	-	-	-	-	-	-	N/A	
		-		-	-	-	-	-	-	-	-	-	N/A	
		-		-	-	-	-	-	-	-	-	-	N/A	
		-		-	-	-	-	-	-	-	-	-	N/A	
		-		-	-	-	-	-	-	-	-	-	N/A	
		-		-	-	-	-	-	-	-	-	-	N/A	
		-		-	-	-	-	-	-	-	-	-	N/A	
		-		-	-	-	-	-	-	-	-	-	N/A	
		-		-	-	-	-	-	-	-	-	-	N/A	
		-		-	-	-	-	-	-	-	-	-	N/A	
		-		-	-	-	-	-	-	-	-	-	N/A	
		-		-	-	-	-	-	-	-	-	-	N/A	
<b>TOTALS</b>		<b>1,603,578</b>	<b>1,532,349</b>	<b>1,687,508</b>	<b>1,687,508</b>	<b>1,687,508</b>	<b>1,687,508</b>	<b>1,737,976</b>	<b>1,737,976</b>	<b>1,737,976</b>	<b>1,737,976</b>	<b>50,468</b>	<b>2.99%</b>	



Town of Southbury  
 Road Projects YTD  
 Fiscal Year 2024-25

Org	Object	Project	Approved / Amended	December 31	Proposed	Budget	Proposed	Proposed	Proposed
			2023-24	Available 2023-24	2024-2025	Proposed 2025-2026	2026-2027	2027-2028	2028-2029
<b>Road Maintenance:</b>									
40900	592221	Crack Sealing Program	87,000	87,888	50,000	70,000	70,000	80,000	80,000
40900	59617	Pave Parking Lot	25,000	85,685	40,000	50,000	50,000	50,000	55,000
40900	592223	Guide Rail Replacement Program	-	88,498	45,000	45,000	45,000	45,000	45,000
40900	591254	Misc. Gravel Roads	20,000	21,944	25,000	25,000	25,000	25,000	25,000
40900	59300	Signage MUTCD Compliance	20,000	22,393	45,000	45,000	45,000	45,000	45,000
40900	592238	Curbing	10,000	22,612	50,000	50,000	50,000	50,000	50,000
40900	592239	Drainage	160,000	92,265	250,000	250,000	250,000	250,000	250,000
40900	591229	Misc Roads	40,000	99,967	85,000	85,000	85,000	85,000	85,000
ARPA	ARPA		-	-	-	-	-	-	-
40900	IWORQ	IWORQ Road Evaluation	-	-	36,700	-	-	40,000	-
40900	592240	Tree Removal	70,000	63,354	70,000	70,000	70,000	70,000	70,000
40900	592222	Chip Sealing Program	415,000	145,790	525,000	600,000	700,000	700,000	700,000
<b>Total</b>			<b>847,000</b>	<b>730,396</b>	<b>1,221,700</b>	<b>1,290,000</b>	<b>1,390,000</b>	<b>1,440,000</b>	<b>1,405,000</b>
<b>Mill, Pave, Rebuild:</b>									
40900	67133	Purchase Brook (Cassidy-Brown)	210,376	7,533					
40900	67134	East Flat	144,216	-					
40900	67135	Silver Beach	129,643	-					
40900	67136	Pasco Drive	106,273	-					
40900	2025	Short Rock	-	-					
40900	2025	Grandview	-	-	266,276				
40900	2025	Ridgeview	-	-		221,624			
40900	2027	Coughlin Drive	-	-				266,981	
40900	2027	Tuttle Road	-	-				133,531	
40900	2028	Cobbler Lane	-	-					181,701
40900	2028	Britani Road	-	-					125,602
40900	2028	Chestnut Tree Hill	-	-					317,977
40900	67078	Bullet Hill (North Georges)	-	872					
40900	67118	Dublin Hill (Rt6 tp Dirt)	-	9,358					
40900	2026	Main Street South	-	-		450,000	450,000		
40900	592306	Dublin Hill Road	-	-					
40900	592307	Ichabod Road	-	-					
40900	592308	Luna Trail	-	-					
40900	592309	Palmer Road	-	-					
40900	529310	Scout Road (Micro Seal)	-	26,621					
40900	592311	Sunset Ridge	-	-					
40900	592312	Winterwood Road	-	-					
40900	591240	Bates Roack Road	-	-					
40900	592236	Bullet Hill Road	-	-					
40900	592237	Midland Trail	-	-					
40900	591284	Peter Road / Garage Area	-	-					
40900	592241	River Trail	-	-					
40900	591246	River Road	-	12,870					
40900	592242	Rocky Mountain Road	-	-					
40900	591239	South Flat Hill Road	-	41,982					
40900	592234	Stilson Road	-	-					
			<b>590,508</b>	<b>99,236</b>	<b>266,276</b>	<b>671,624</b>	<b>450,000</b>	<b>400,512</b>	<b>625,281</b>
<b>Totals</b>			<b>1,437,508</b>	<b>829,632</b>	<b>1,487,976</b>	<b>1,961,624</b>	<b>1,840,000</b>	<b>1,840,512</b>	<b>2,030,281</b>
Over budget									
<b>Funding</b>					<b>1,487,976</b>				

Town of Southbury CT  
 Bridge Reserve  
 December 31, 2022

Year	Budget 2024	Budget 2025	Budget 2026	Budget 2027	Budget 2028	Budget 2029	Budget 2030	Budget 2031	Budget 2032	Budget 2033	Budget 2034	Budget 2035
Opening balance	1,874,886	1,947,949	1,293,949	194,949	445,949	681,949	347,949	383,949	49,949	485,949	721,949	957,949
Transfer in:												
Additional Funding		250,000	-	-	-				200,000			
Annual appropriation	250,000	250,000	250,000	250,000	250,000	250,000	250,000	250,000	250,000	250,000	250,000	250,000
Transfer out road reserve												
<b>Total additions</b>	<b>2,124,886</b>	<b>2,447,949</b>	<b>1,543,949</b>	<b>444,949</b>	<b>695,949</b>	<b>931,949</b>	<b>597,949</b>	<b>633,949</b>	<b>499,949</b>	<b>735,949</b>	<b>971,949</b>	<b>1,207,949</b>
Expenditures:												
East Flat Hill Road Bridge												
Old Waterbury Road Bridge							200,000					
Bridge inspections		14,000	14,000	14,000	14,000	14,000	14,000	14,000	14,000	14,000	14,000	14,000
Plasterhouse Road Bridge												
Walnut Hill Brook								570,000				
Spruce Brook Road (Yankee Drive)		570,000										
Spruce Brook Road (New Road)				750,000								
Old Field Road			570,000									
Poverty Road			765,000	(765,000)								
Heritage Road												570,000
Bucks Hill Road						570,000						
Purchase Brook Road (South Bridge)	176,937	570,000										
<b>Total Expenditures</b>	<b>176,937</b>	<b>1,154,000</b>	<b>1,349,000</b>	<b>(1,000)</b>	<b>14,000</b>	<b>584,000</b>	<b>214,000</b>	<b>584,000</b>	<b>14,000</b>	<b>14,000</b>	<b>14,000</b>	<b>584,000</b>
<b>Reserve fund balance</b>	<b>1,947,949</b>	<b>1,293,949</b>	<b>194,949</b>	<b>445,949</b>	<b>681,949</b>	<b>347,949</b>	<b>383,949</b>	<b>49,949</b>	<b>485,949</b>	<b>721,949</b>	<b>957,949</b>	<b>623,949</b>

We have 39 Bridge Crossings per documentantion  
 We have 19 Above listed above  
 Missing 20 Bridge Crossings listed on the Budget

**TOWN OF SOUTHBURY  
PROPOSED REVENUE BUDGET**

	ACTUAL 2021-2022	ACTUAL 2022-2023	CURRENT BUDGET 2023-24	ACTUAL JANUARY 31, 2024 2023-24	ESTIMATE 2023-24	PROPOSED 2024-25
PROPERTY TAXES	62,532,187	62,560,318	64,426,486	63,746,299	64,168,780	68,095,803
<b>TOTAL</b>	<b>62,532,187</b>	<b>62,560,318</b>	<b>64,426,486</b>	<b>63,746,299</b>	<b>64,168,780</b>	<b>68,095,803</b>
MV SUPPLEMENTAL	686,951	766,510	625,000	549,679	645,000	625,000
PRIOR YEARS TAXES	506,934	351,290	282,000	634,392	663,697	282,000
INTEREST / FEES	334,461	302,820	185,000	281,139	293,398	175,000
PERMITS / FEES	503,286	477,964	298,750	376,623	502,625	302,250
INT. ON INVESTMENTS	76,933	1,227,334	900,000	1,409,274	1,409,275	912,000
INT. ON FIA INVEST	0	0	365,123	0	0	311,878
MISCELLANEOUS	621,621	473,007	358,500	434,674	518,355	401,500
RECREATION	455,247	543,827	385,000	313,954	350,000	275,000
STATE OF CT	530,446	956,714	540,943	891,919	1,030,124	456,025
STATE OF CT-T A R	370,144	370,381	370,381	371,498	371,498	371,498
TELECOM PROPERTY TAX	70,349	66,367	70,350	98,023	98,023	66,367
TOWN CLERK	830,370	564,861	468,800	451,092	572,950	426,300
DOG LICENSES & FEES	2,204	2,270	5,000	1,512	2,500	3,000
SURPLUS DRAW DOWN	0	0	1,355,634	0	0	1,737,182
REGION 15 ESTIMATED SURPLUS	0	0	10,000	0	0	0
MEDICAL POOL RESERVE	0	650,250	0	0	0	0
TRANSFER IN PVT DUTY	158,848	150,000	150,000	0	150,000	150,000
<b>TOTAL</b>	<b>5,147,794</b>	<b>6,903,594</b>	<b>6,370,481</b>	<b>5,813,779</b>	<b>6,607,446</b>	<b>6,495,000</b>
STATE ECS SCHOOL	4,290,718	4,961,814	5,585,910	2,793,360	5,585,910	6,743,091
STATE ECS TOWN	0	0	0	0	0	0
<b>TOTAL</b>	<b>71,970,699</b>	<b>74,425,726</b>	<b>76,382,877</b>	<b>72,353,438</b>	<b>76,362,136</b>	<b>81,333,894</b>
TOWN	23,683,449					
TOTAL TOWN	<u>23,683,449</u>					
BOE	57,650,446					
TOTAL BOE	<u>57,650,446</u>					
TOTAL BUDGET	<u>81,333,894</u>					

**MILL RATE CALCULATION - 2024/2025**

**2023 Grand List**

<b>TOTAL NET TAXABLE ASSESSMENT (LESS EXEMPTIONS) Before board of Assesment Appeals</b>		2,915,969,851
<b>ADJUST FOR BOARD OF ASSESSMENT APPEALS ESTIMATED ADJUSTMENTS</b>		-
		<hr/>
		2,915,969,851
 <b>AMOUNT TO BE RAISED BY TAXATION - (from "current year taxes" - revenue budget)</b>		68,095,803
 <b>TAX LEVY - assuming a tax collection rate of .....</b>	<b>99.50%</b>	
(Tax Levy = billed amount = Amount to be Raised by Taxation divided by Collection Rate)		68,437,993
<b>Add Tax Credits:</b>		
* Unexpected Surplus		-
* Southbury Elderly Tax Benefit		336,723
* State Elderly Circuit Breaker Program		208,560
		<hr/>
<b>ADJUSTED TAX LEVY</b>		68,983,277
 <b>MILL RATE (= tax levy divided by (Taxable Net Assesment / 1000))</b>		<b>23.657</b>
	<b>PRIOR YEAR MILL RATE</b>	22.500
		Last Year
 <b>EFFECTIVE TAX INCREASE</b>		<b>1.157</b>

**TOWN OF SOUTHBURY  
FISCAL YEAR 2024-25  
Statement of Fund Balance  
Proposed**

Unassigned		
Fund balance 6-30-2023	\$	8,438,341
ARPA	\$	2,896,024
Assigned balance Ballantine	\$	2,115,000

**Earmarks** 23-24

Prior fiscal year approved earmarks:

Ballantine Project	(2,115,000)
ARPA	(2,896,024)
ARPA May 2022	(2,896,024)

(7,907,048)

Current year earmarks:

Major capital projects fund	
Additional infrastructure for brine operations	(1)

(7,907,049)

Unassigned Subtotal \$ 5,542,316

**Est. Operating Variance 23-24**

Estimated revenue surplus (deficit)	1,334,893	
Estimated expenditure surplus (deficit)	532,034	2.362%

Est. Unassigned Bal as of 6-30-24 \$ 1,866,927  
\$ 7,409,243

**Additional Uses**

Add'l Future Purpose maintain @ 7.58%	\$ (375,287)
Add'l Pension Funding	\$ (441,000)
Vehicle replacement - inflation pumper trucks	\$ (750,000)
Solar project at police parking lot	\$ (350,000)
Bridge reserve	\$ (250,000)
River Road construction	\$ (600,000)
River Road design engineer	\$ (100,000)
Fire turnout gear - OSHA	\$ (200,000)

\$ (3,066,287) \$ (3,066,287)

Balance Available for future use \$ 4,342,956

FY 2023-2024	\$ (1,355,634)	
FY 2024-2025	\$ 381,548	
FY 2025-2026	\$ (434,296)	40.00%
FY 2026-2027	\$ (434,296)	30.00%
FY 2027-2028	\$ (434,296)	20.00%
	\$ (434,296)	10.00%
	\$ (434,296)	10.00%
	\$ (4,342,956)	100.00%

Budget-24-25	Budget-23-24	Budget-22-23	
7.04%	4.56%	3.45%	
57,650,446	53,858,679	51,509,793	school
23,683,449	22,524,198	21,917,427	town
81,333,894	76,382,877	73,427,220	
7.58%	7.58%	7.58%	
6,165,109	5,789,822	5,565,783	current bonding reserve
5,789,822	5,565,783	5,410,042	
375,287	224,039	155,742	

Town of Southbury  
 Capital, Reserve, Limited Reserve, Internal Service Funds  
 Date: March 31, 2024

**Fund 400 Capital Projects Fund**

ORG	OBJ	Approved Appropriation	Date Approved	Last Activity	Balance July 1	Current Year Allocation	Total Appropriation	FY 24 Expenditures	FY 24 Encumbrance	Available Balance	Removal
40999	67060	Fire Department Telephone	06/30/17	06/30/19	1,450		1,450	-	-	1,450	06/29/22
40999	67125	Community Park Restrooms	07/01/19	07/01/19	12,000		12,000	-	-	12,000	06/30/22
40999	67101	New Gas & Diesel Tanks	08/18/20	08/18/20	10,713		10,713	-	-	10,713	08/18/23
40999	67050	OSHA/Safety Improvements	06/30/19	12/20/20	5,043		5,043	-	-	5,043	12/20/23
40999	67045	Security Camera Upgrades	06/30/19	11/20/20	3,977		3,977	-	-	3,977	11/20/23
40999	67088	Emergency Operations	06/30/19	06/30/19	19,585		19,585	14,655	-	4,930	06/29/22
40999	67109	Community House Feasibility	07/01/21	07/01/21	15,000	-	15,000	-	-	15,000	06/30/24
40999	67110	Credit Card System	07/01/21	07/01/21	7,500	-	7,500	-	-	7,500	06/30/24
40999	67111	OSHA/Fall Protection	07/01/21	07/01/21	5,000	-	5,000	-	4,521	479	06/30/24
100078	68065	Welcome Signs	07/01/23	07/01/23	-	10,000	10,000	-	-	10,000	06/30/26
100112	68006	Aluminum Book Recepticles	07/01/23	07/01/23	-	6,000	6,000	-	-	6,000	06/30/26
100120	68077	Traffic Loop Cameras	07/01/23	07/01/23	-	20,000	20,000	-	-	20,000	06/30/26
Total					139,919	36,000	175,919	74,175	4,521	97,223	

**Fund 600 Reserve Funds**

Approved Appropriation	Date Approved	Type	Balance July 1	Year Allocation	Total Appropriation	FY 24 Expenditures	FY 24 Encumbrance	Available Balance
60950 67009	6/30/2020	30 year plan	2,958,236	1,750,245	4,708,481	403,333	1,089,802	3,215,347
60950 67008	6/30/2020	15 year plan	611,486	290,270	901,757	123,168	20,482	758,106
60950 67126	6/30/2020	NA	2,014	-	2,014	-	-	2,014
60950 67105	6/30/2020	25 year plan	106,976	48,846	155,822	8,936	14,759	132,127
60950 67014	6/30/2020	25 year plan	113,368	12,318	125,686	5,768	4,439	115,480
60950 67127	6/30/2020	20 year plan	420,000	30,000	450,000	-	-	450,000
60950 67105	6/30/2020	10 year plan	125,211	69,150	194,361	-	21,000	173,361
60950 67007	6/30/2021	10 year plan	137,962	31,500	169,462	39,950	-	129,512
60950 67128	6/30/2020	20 Storms	170,800	-	170,800	-	-	170,800
Total			4,646,053	2,232,330	6,878,384	581,154	1,150,481	5,146,748

**Fund 700 Limited Reserve Funds**

Approved Appropriation	Date Approved	Type	Balance July 1	Year Allocation	Total Appropriation	FY 24 Expenditures	FY 24 Encumbrance	Available Balance
LT Land Acquisition		Land	131,019	1,000	132,019	-	-	132,019
Open Space		Open Space	226,650	1,000	227,650	-	-	227,650
Planning Fees In Lieu		Fees	71,181	-	71,181	-	-	71,181
Total			428,850	2,000	430,850	-	-	430,850

**Internal Service, Insurance, Region 15 Reserve Funds & Other Funds**

Approved Appropriation	Fund	Type	Balance July 1	Year Allocation	Total Appropriation	FY 24 Expenditures	FY 24 Encumbrance	Available Balance
200 Various	200	Insurance Reserve	77,390	-	77,390	3,844	-	73,546
590 Various	590	Revaluation - 2017	249,665	44,100	293,765	-	-	293,765
100 Various	380	Debt Service	1,236,558	329,912	1,566,470	286,825	-	1,279,645
101 Various	101	ARPA	5,545,826	-	5,545,826	3,618,348	171,078	1,756,400
575 Various	575	Medical Pool Reserve	-	-	-	-	-	-
Total			7,109,439	374,012	7,483,451	3,909,017	171,078	3,403,356

**Roads & Bridges**

Approved Appropriation	Fund	Type	Balance July 1	Year Allocation	Total Appropriation	FY 24 Expenditures	FY 24 Encumbrance	Available Balance
40900 591295	400	Bridge Projects	1,918,545	339,938	2,258,483	92,090	304,410	1,861,983
Various Various	400	Roads	1,162,815	1,511,366	2,674,181	1,196,747	863,319	614,115
60950 67011	600	Spruce Brook Road Construction	182,038	-	182,038	-	-	182,038
60950 67010	400	Spruce Brook Bridge	168,221	-	168,221	11,829	-	156,392
400999 67132	400	Pomp River Bridge (Due to State)	492,856	-	492,856	-	-	492,856
Total			4,086,234	1,895,872	5,982,106	1,369,284	1,305,437	3,307,384

TOWN OF SOUTHBURY  
SPECIAL REVENUE FUNDS  
FISCAL YEAR 2024-20245

Special Revenue Funds are used to account for all revenue and expenditures authorized by a legislative body to be used for a specific purpose. The annual administrative budgets for the special revenue types are listed below. Any unexpended portion of these appropriations shall be held and remain at all times in these funds, segregated from the Town's General Fund. These funds are municipal budget neutral.

	Estimated Balance June 30, 2024	Appropriation	Estimated Revenue	Estimated Balance June 30, 2025
Private Duty	140,112	301,021	338,809	177,900
Park & Rec Programs - Trips	110,336	93,000	93,000	110,336
Elderly Transportation	11,000	16,000	16,000	11,000
Elderly Services	65,000	21,000	21,000	65,000
Elderly Gift	16,957	4,000	2,500	15,457
Town Clerk Records Preservation	77,141	15,000	15,000	77,141
Library Gift	2,809,185	187,215	187,215	2,809,185
Planning Open Space	72,500	-	1,000	73,500
Town Clerk LoCIP	118,361	5,000	20,000	133,361
Parks Improvement	31,682	8,000	8,000	31,682
Tree Settlement	14,000	7,000	-	7,000

Community Investment	6,573	1,000	1,000	6,573
----------------------	-------	-------	-------	-------

The police private duty fund is used to record, collect and pay the wages of police officers hired by businesses, Region 15 and individuals who require a police officer. Examples would be CL & P for traffic control and Region 15 for sporting events and other functions.

The Town collects the direct payroll costs as well as overhead. This fund is maintained by the fiscal office who has the authority to spend these funds.

The Parks and Recreation Revolving Fund was established to handle the programs offered by Parks and Recreation by outside instructors. These programs are not funded by the Parks and Recreation budget. In each of these program offerings, the Town does not have any financial risk because the only direct expense is the reimbursement of the instructor and this is based on the number of students. If there are insufficient attendees, the program is canceled. The student fee is determined by taking the instructor fee plus supplies and adding to that an "overhead" charge to compensate the town for use of the building and utilities, marketing, and administration (including credit card fees) by the Parks and Recreation department. Over the years, it has become common to utilize the balance in the fund to pay for town-wide events like the summer concerts. The Parks and Recreation Director maintains and has the authority to spend these funds.

The Elderly Services & Program Fund is made up of three separate funds. One is the transportation fund (440) which is net state grant monies carried over from the previous fiscal year. This is required by the grant. These funds are spent in the subsequent year before any new grant funds can be spent. Expenditures are approved by the Directors of Elderly services and Social services who have the authority to spend these funds.

The second fund included here is the "Friends" fund (465) which was established when the "new" senior center was being built. It is made up of totally donated funds and the "Friends of the senior center" has the authority to spend these funds.

The third fund (468) is the Elderly service fund which is made up of totally donated funds. The Director of Senior Services approves the expenditures for the betterment of Southbury's' seniors. The Director has authority to spend these funds.

The Town Clerk Record Preservation fund was established by a public act in 2000 and 2005 and receives its revenue from from a \$2 per document fee collected by the Town Clerk. The Town clerk has the authority to spend these monies on record restoration and preservation and on education.

The library gift fund is utilized to pay for enhancements to the library above and beyond Town funding. The Library Board of Directors has the authority to spend these funds.

The planning fund was established so that developers could give the Town money in lieu of the 15% land requirement for open space from any new subdivision. These funds can be used to buy open space. A Town meeting is required to spend these funds.



The Town Clerk LOCIP fund was established by a state statute in 2005. A fee of \$3 per document is collected. These funds can be used to pay for local capital projects. (LOCIP) The Board of Selectmen and Board of Finance approves spending these funds.

The Parks Improvement fund is to be utilized to pay for enhancements not covered under the Town's normal operating budgets. The Board of Selectmen and Boards of finance approves spending these funds.

Funds received for settlement on trees cut on Town owned property. To be spent only to replace trees in town at the discretion of the Historic Tree Committee in consultaion with the Public Works Director.

"Shall the Town of Southbury appropriate \$23,683,449 for the municipal budget and approve the special revenue funds appropriations for fiscal year July 1, 2024 to June 30, 2025?"