



TOWN OF SOUTHBURY

MUNICIPAL BUDGET

2026-2027

Referendum May 6, 2026

Board of Finance Approved
Monday, 13th of April 2026

TOWN OF SOUTHBURY
FISCAL YEAR 2026-2027
BOARD OF FINANCE BUDGET
DETAIL VERSION

TABLE OF CONTENTS

Consolidated Budget	1
Departmental budgets	3
Capital, Reserves, and Debt	58
Revenue Budget	69
Mill Rate Calculation	70
Statement of Fund Balance	71
Statement of Capital / Reserve Funds	72
Special Revenue Funds	73
Ballot Question	76

A description of the operating guidelines and practices for the financing of the Town of Southbury are described in the "**Financing Southbury - A Guide to the Budget Process**" document published separately. The document and an electronic copy of the budget can be found on the Town's website at www.southbury-ct.gov/budget.

**TOWN OF SOUTHURY
FISCAL YEAR 2026-2027
CONSOLIDATED OPERATING BUDGET (\$)**

TOTALS	20,591,318	22,518,517	84,012,738	84,106,671	59,450,019	83,622,986	89,771,886	89,435,686	89,370,961	89,359,961	5,329,016	6.25%
---------------	-------------------	-------------------	-------------------	-------------------	-------------------	-------------------	-------------------	-------------------	-------------------	-------------------	------------------	--------------

DEPT NAME	2023-2024		2024-2025		2025-2026		2026-2027 BUDGET					\$ CHANGE	% CHANGE	REVENUE OFFSET	WORKSHEET
	ACTUAL EXPENDITURE	ACTUAL EXPENDITURE	ADPOTED	AMENDED	YTD ACTUAL	ESTIMATED EXPENDITURES	DEPARTMENT REQUEST	FIRST SEL	BUDGET	BOS BUDGET	BOF BUDGET				
Bd Of Selectmen	415,621	436,714	405,337	418,157	303,322	418,918	418,918	418,918	418,918	418,918	418,918	761	0.18%		Selectman 2026-2027.xlsx
Service Expense	48,775	44,977	60,172	60,172	33,592	53,746	60,900	60,900	60,900	60,900	60,900	728	1.21%		Service 2026-2027.xlsx
Other	101,411	143,883	143,939	143,939	67,480	121,955	145,940	145,940	135,940	135,940	135,940	(8,000)	-5.56%		Other Expenses 2026-2027.xlsx
Committee	25,701	33,999	36,394	36,394	20,044	31,339	40,050	40,050	40,050	40,050	40,050	3,656	10.05%		Committee 2026-2027.xlsx
Labor	2,566,575	2,975,975	3,511,524	3,299,258	2,295,332	3,225,194	3,758,850	3,758,850	3,758,850	3,747,850	3,747,850	448,592	13.60%		Labor 2026-2027.xlsx
Computer	478,398	510,839	503,433	511,076	397,208	517,887	523,614	523,614	523,614	523,614	523,614	12,538	2.45%		IT 2026-2027.xlsx
Bd Of Selectmen	3,636,482	4,146,387	4,660,800	4,468,996	3,116,978	4,369,038	4,948,272	4,948,272	4,938,272	4,927,272	4,927,272	458,276	10.25%		
Pension	788,500	788,500	747,000	747,000	324,005	747,000	690,000	690,000	690,000	690,000	690,000	(57,000)	-7.63%		Pension 2026-2027.xlsx
Total Pension	788,500	788,500	747,000	747,000	324,005	747,000	690,000	690,000	690,000	690,000	690,000	(57,000)	-7.63%		
Probate	8,108	8,983	8,505	8,505	8,505	8,505	7,793	7,793	7,793	7,793	7,793	(712)	-8.37%		Probate 2026-2027.xlsx
Elections	137,615	194,755	210,529	214,831	151,633	183,193	221,553	221,553	221,553	221,553	221,553	6,722	3.13%		Elections 2026-2027.xlsx
Bd Of Finance	73,674	74,350	103,493	103,493	74,935	100,440	108,624	108,624	108,624	108,624	108,624	5,130	4.96%		BOF 2026-2027.xlsx
Bd Assess Appeal	4,812	32	3,450	3,450	-	1,050	2,750	2,750	2,750	2,750	2,750	(700)	-20.29%		Assessment Appeals 2026-2027.xlsx
Fiscal	425,849	432,856	486,429	503,904	367,761	501,565	512,665	512,665	512,665	512,665	512,665	8,761	1.74%		Fiscal 2026-2027.xlsx
Tax collector	167,783	187,487	193,268	198,789	140,723	199,185	201,597	201,597	201,597	201,597	201,597	2,807	1.41%		Tax 2026-27.xlsx
Assessor	179,552	192,384	195,735	203,625	129,764	200,225	202,338	202,338	202,338	202,338	202,338	(1,287)	-0.63%		Assessor 2026-2027.xlsx
Town Clerk	228,013	232,497	255,761	260,418	174,565	260,528	262,510	262,510	255,010	255,010	255,010	(5,408)	-2.08%		Town Clerk 2026-2027.xlsx
Building	194,124	201,642	198,454	204,202	155,124	202,885	206,834	206,834	206,834	206,834	206,834	2,632	1.29%		Building 2026-2027.xlsx
Insurance	722,392	788,718	898,816	898,816	708,614	898,816	970,721	970,721	970,721	970,721	970,721	71,905	8.00%		Insurance 2026-2027.xlsx
Legal	78,459	121,907	130,000	130,000	55,671	115,800	130,000	130,000	130,000	130,000	130,000	-	0.00%		Legal 2026-2027.xlsx
Planning	120,865	129,135	190,059	191,552	125,337	178,969	195,864	195,864	195,864	195,864	195,864	4,312	2.25%		Planning 2026-2027.xlsx
Wetlands	99,296	96,176	121,883	128,286	92,946	124,368	128,622	128,622	128,622	128,622	128,622	336	0.26%		Wetlands 2026-2027.xlsx
Zoning	3,374	2,936	7,882	7,978	2,039	5,809	8,548	8,548	8,548	8,548	8,548	570	7.14%		Zoning 2026-2027.xlsx
Zoning Appeals	130	874	1,278	1,278	130	874	1,208	1,208	1,208	1,208	1,208	(70)	-5.48%		ZBA 2026-2027.xlsx
Economic Dev.	106,084	98,238	36,844	36,844	3,237	34,097	36,064	36,064	36,064	36,064	36,064	(780)	-2.12%		EDC 2026-2027.xlsx
Gen. Government	2,550,129	2,762,968	3,042,387	3,095,972	2,190,985	3,016,310	3,197,692	3,197,692	3,190,192	3,190,192	3,190,192	94,220	3.04%		
Fire	582,597	589,597	608,792	608,792	437,332	608,792	642,468	642,468	642,468	642,468	642,468	33,676	5.53%		Fire 2026-2027.xlsx
Dispatch	395,316	369,617	476,977	498,246	378,112	499,958	542,983	542,983	542,983	542,983	542,983	44,737	8.98%		Communications 2026-2027.xlsx
Police	2,770,015	2,880,952	3,004,153	3,085,598	2,216,449	3,141,186	3,248,143	3,248,143	3,248,143	3,248,143	3,248,143	162,545	5.27%		Police 2026-2027.xlsx
Emergency Mang.	84,516	92,818	14,984	14,984	12,048	13,290	14,524	14,524	14,524	14,524	14,524	(460)	-3.07%		EMD 2026-2027.xlsx
Fire Marshal	82,471	119,155	121,964	137,414	98,147	128,675	141,446	141,446	136,221	136,221	136,221	(1,193)	-0.87%		Fire Marshal 2026-2027.xlsx
TreeServices	29,079	16,807	26,293	26,293	13,717	23,293	26,293	26,293	26,293	26,293	26,293	-	0.00%		Tree Warden 2026-2027.xlsx
Animal Control	89,934	89,920	112,764	118,755	76,069	110,996	122,539	122,539	122,539	122,539	122,539	3,784	3.19%		Animal Control 2026-2027.xlsx
Emergency Services	48,116	283,155	268,252	268,252	200,602	259,352	263,252	263,252	263,252	263,252	263,252	(5,000)	-1.86%		Emergency Svcs 2026-2027.xlsx
Public Safety	4,082,045	4,442,021	4,634,180	4,758,334	3,432,476	4,785,543	5,001,647	5,001,647	4,996,422	4,996,422	4,996,422	238,088	5.00%		
Conservation	16,848	16,330	16,700	16,700	12,700	15,500	19,150	19,150	19,150	19,150	19,150	2,450	14.67%		Conservation 2026-2027.xlsx
Health District	212,015	191,625	194,829	194,829	194,829	194,829	203,013	203,013	203,013	203,013	203,013	8,184	4.20%		Health District 2026-2027.xlsx
Environmental	40,000	46,000	46,800	46,800	46,000	46,000	48,800	48,800	48,800	48,800	48,800	2,000	4.27%		PRWC 2026-2027.xlsx
Lake Zoar	28,327	28,327	35,200	35,200	35,200	35,200	36,960	36,960	36,960	36,960	36,960	1,760	5.00%		Lake Zoar 2026-2027.xlsx
Lake Lillnonah	44,790	45,842	47,718	47,718	47,718	47,718	50,716	50,716	50,716	50,716	50,716	2,998	6.28%		Lake Lillnonah 2026-2027.xlsx
Pomp. Water Auth.	-	-	100	100	-	-	100	100	100	100	100	-	0.00%		Pomp Water Auth 2026-2027.xlsx
Water Poll. Control	-	-	100	100	-	-	100	100	100	100	100	-	0.00%		Water Poll. 2026-2027.xlsx
Public Health	341,980	328,124	341,447	341,447	336,447	339,247	358,839	358,839	358,839	358,839	358,839	17,392	5.09%		
Seniors	428,417	457,500	525,306	542,407	347,562	541,878	562,659	562,659	562,659	562,659	562,659	20,252	3.73%	Y	Seniors 2026-2027.xlsx
Historic Blds.	6,244	6,960	6,860	6,860	6,301	6,750	6,860	6,860	6,860	6,860	6,860	-	0.00%		Historic Bldgs 2026-2027.xlsx
Library	827,277	847,740	843,311	906,874	650,590	907,902	929,023	929,023	924,023	924,023	924,023	17,149	1.89%		Library 2026-2027.xlsx
Recreation	576,308	671,275	755,162	758,550	522,424	747,287	811,941	811,941	811,941	811,941	811,941	53,390	7.04%	Y	Park Rec 2026-2027.xlsx
Other	-	-	500	500	-	-	500	500	500	500	500	-	0.00%		Other Comm 2026-2027.xlsx
Community Act.	1,838,246	1,983,475	2,131,140	2,215,191	1,526,877	2,203,817	2,310,982	2,310,982	2,305,982	2,305,982	2,305,982	90,791	4.10%		
Town Prop. In	385,258	359,949	401,235	409,880	268,516	405,850	409,668	409,668	409,668	409,668	409,668	(212)	-0.05%		TPI 2026-2027.xlsx
Energy	224,940	348,527	399,000	399,000	240,334	399,000	411,500	411,500	411,500	411,500	411,500	12,500	3.13%		Energy 2026-2027.xlsx
Town Prop. Out	488,742	462,634	543,593	543,593	355,281	546,393	552,424	552,424	552,424	552,424	552,424	8,831	1.62%		TPO 2026-2027.xlsx
Solid Waste	702,163	753,614	957,970	958,998	496,339	785,551	880,970	880,970	850,970	850,970	850,970	(108,028)	-11.26%		Transfer Station 2026-2027.xlsx
Highway	2,082,868	2,458,674	2,514,273	2,528,545	1,904,593	2,470,112	2,549,356	2,549,356	2,549,356	2,549,356	2,549,356	20,810	0.82%		Highway 2026-2027.xlsx

Public Works	3,883,971	4,383,398	4,816,071	4,840,017	3,265,064	4,596,907	4,803,918	4,803,918	4,773,918	4,773,918	(66,099)	-1.37%	-	
Contingency	85,000	61,088	150,000	150,000	15,060	95,000	150,000	150,000	150,000	150,000	-	0.00%	-	Contingency 2026-2027.xlsx
Refunds	173,896	133,859	115,000	115,000	106,303	125,000	115,000	115,000	115,000	115,000	-	0.00%	-	Refunds 2026-2027.xlsx
Other	258,896	194,947	265,000	265,000	121,363	220,000	265,000	265,000	265,000	265,000	-	0.00%	-	
Total Operating	17,380,248	19,029,819	20,638,025	20,731,958	14,314,196	20,277,862	21,576,349	21,576,349	21,518,624	21,507,624	775,667	3.74%	-	
Capital	36,000	11,000	31,093	31,093	6,591	24,502	371,200	35,000	28,000	28,000	(3,093)	-9.95%	-	Capital 2026-2027.xlsx
Vehicle Repl - Equip	700,000	700,000	752,500	752,500	752,500	752,500	809,000	809,000	809,000	809,000	56,500	7.51%	-	Vehicles 2026-2027.xlsx
Infrastructure	249,463	261,936	275,033	275,033	275,033	275,033	288,784	288,784	288,784	288,784	13,751	5.00%	-	Infrastructure 2026-2027.xlsx
Reserve Funds	208,187	451,302	481,166	481,166	458,168	458,168	545,224	545,224	545,224	545,224	64,058	13.31%	-	Reserves 2026-2027.xlsx
Debt	329,912	326,484	343,278	343,278	343,278	343,278	343,278	343,278	343,278	343,278	0	0.00%	-	Debt 2026-2027.xlsx
Total Reserves & Debt	1,523,562	1,750,722	1,883,070	1,883,070	1,835,570	1,853,481	2,357,486	2,021,286	2,014,286	2,014,286	131,216	6.97%	-	
Roads	1,687,508	1,737,976	1,905,549	1,905,549	1,905,549	1,905,549	1,881,235	1,881,235	1,881,235	1,881,235	(24,314)	-1.28%	-	Roads 2026-2027.xlsx
Total Municipal	20,591,318	22,518,517	24,426,644	24,520,577	18,055,314	24,036,892	25,815,071	25,478,871	25,414,146	25,403,146	882,569	3.60%	-	
Region 15	53,858,679	57,650,446	59,586,094	59,586,094	41,394,705	59,586,094	63,956,816	63,956,816	63,956,816	63,956,816	4,370,722	7.34%	-	Current estimate budget not proposed
Total	74,449,997	80,168,963	84,012,738	84,106,671	59,450,019	83,622,986	89,771,886	89,435,686	89,370,961	89,359,961	5,253,291	6.25%	-	

**TOWN OF SOUTHBURY
FISCAL YEAR 2026-2027
DEPARTMENTAL OPERATING BUDGET (\$)**

DEPT:	Selectman
DEPT NUM:	050

ACCT DESCRIPTION	ACCT OBJECT CODE	2023-2024	2024-2025	2025-2026				2026-2027 BUDGET				\$ CHANGE	% CHANGE	EXPLANATION
		ACTUAL EXPENDITURE	ACTUAL EXPENDITURE	ADOPTED	AMENDED	YTD ACTUAL	ESTIMATED EXPENDITURES	DEPARTMENT REQUEST	FIRST SEL BUDGET	BOS BUDGET	BOF BUDGET			
SALARIES - DEPT. HEAD	60001	116,882	120,388	120,388	124,000	81,941	124,000	124,000	124,000	124,000	124,000	-	0.00%	60001
SALARIES-FULL TIME OTH	60002	211,488	228,248	191,118	196,090	127,147	196,851	196,851	196,851	196,851	196,851	761	0.39%	60002
SALARIES - OVERTIME	60004	3,357	3,440	3,440	3,440	1,678	3,440	3,440	3,440	3,440	3,440	-	0.00%	60004
SALARIES - 1st SELECTMAN	60007	80,022	82,766	82,766	87,001	58,900	87,001	87,001	87,001	87,001	87,001	-	0.00%	60007
FIRST SELECTMAN EXPENS	65114	1,435	522	1,696	1,696	988	1,696	1,696	1,696	1,696	1,696	-	0.00%	65114
SELECTMAN EXPENSES	65022	2,437	1,350	5,930	5,930	435	5,930	5,930	5,930	5,930	5,930	-	0.00%	65022
		-	-	-	-	-	-	-	-	-	-	-	N/A	
		-	-	-	-	-	-	-	-	-	-	-	N/A	
		-	-	-	-	-	-	-	-	-	-	-	N/A	
TOTALS		415,621	436,714	405,337	418,157	271,089	418,918	418,918	418,918	418,918	418,918	761	0.18%	

**TOWN OF SOUTHBURY
FISCAL YEAR 2026-2027
DEPARTMENTAL OPERATING BUDGET (\$)**

DEPT:	Other Expenses
DEPT NUM:	052

ACCT DESCRIPTION	ACCT OBJECT CODE	2023-2024	2024-2025	2025-2026				2026-2027 BUDGET				\$ CHANGE	% CHANGE	EXPLANATION
		ACTUAL EXPENDITURE	ACTUAL EXPENDITURE	ADOPTED	AMENDED	YTD ACTUAL	ESTIMATED EXPENDITURES	DEPARTMENT REQUEST	FIRST SEL BUDGET	BOS BUDGET	BOF BUDGET			
VEHICLE DISPOSAL/ EVICT	61012	-	-	2,500	2,500	-	-	2,500	2,500	2,500	2,500	-	0.00%	61012
ORGANIZATION & FEES	64001	28,002	27,106	32,175	32,175	30,025	31,955	33,140	33,140	33,140	33,140	964	3.00%	64001
OFFICE SUPPLIES	63005	7,908	9,543	13,764	13,764	4,222	10,150	14,800	14,800	14,800	14,800	1,036	7.53%	63005
PROFESSIONAL SERVICES	64000	59,939	103,576	90,000	90,000	15,044	75,000	90,000	90,000	80,000	80,000	(10,000)	-11.11%	64000
OPERATING EXPENSES	65008	900	466	1,500	1,500	1,456	1,000	1,500	1,500	1,500	1,500	-	0.00%	65008
MISCELLANEOUS	65000	4,663	3,192	4,000	4,000	4,000	3,850	4,000	4,000	4,000	4,000	-	0.00%	65000
		-	-	-	-	-	-	-	-	-	-	-	N/A	
		-	-	-	-	-	-	-	-	-	-	-	N/A	
		-	-	-	-	-	-	-	-	-	-	-	N/A	
		-	-	-	-	-	-	-	-	-	-	-	N/A	
TOTALS		101,411	143,883	143,939	143,939	54,747	121,955	145,940	145,940	135,940	135,940	(8,000)	-5.56%	

**TOWN OF SOUTHBURY
FISCAL YEAR 2026-2027
DEPARTMENTAL OPERATING BUDGET (\$)**

DEPT:	IT
DEPT NUM:	056

ACCT DESCRIPTION	ACCT OBJECT CODE	2023-2024	2024-2025	2025-2026				2026-2027 BUDGET				\$ CHANGE	% CHANGE	EXPLANATION
		ACTUAL EXPENDITURE	ACTUAL EXPENDITURE	ADOPTED	AMENDED	YTD ACTUAL	ESTIMATED EXPENDITURES	DEPARTMENT REQUEST	FIRST SEL BUDGET	BOS BUDGET	BOF BUDGET			
SALARIES-FULL TIME OTHER	60002	157,430	162,158	162,158	167,023	86,905	167,023	167,023	167,023	167,023	167,023	-	0.00%	60002
SALARIES- PART TIME	60003	54,250	32,241	30,940	33,718	24,399	33,215	33,215	33,215	33,215	33,215	(503)	-1.49%	60003
SOFTWARE SUPPORT	61006	137,324	174,008	205,128	205,128	179,148	196,154	207,586	207,586	207,586	207,586	2,458	1.20%	61006
SYSTEM SUPPORT	61007	29,294	35,686	31,250	31,250	15,958	25,750	28,750	28,750	28,750	28,750	(2,500)	-8.00%	61007
SOFTWARE UPGRADES	61016	-	796	1,600	1,600	-	1,600	1,600	1,600	1,600	1,600	-	0.00%	61016
GIS SUPPORT/MAINTENANC	61009	19,845	19,293	-	-	-	-	-	-	-	-	-	N/A	61009
TELEPHONES	62003	79,225	84,136	60,687	60,687	56,360	85,845	74,370	74,370	74,370	74,370	13,683	22.55%	62003
OPERATING	65008	-	-	6,000	6,000	1,736	2,800	5,400	5,400	5,400	5,400	(600)	-10.00%	65008
TRAINING	65014	1,030	2,520	5,670	5,670	2,495	5,500	5,670	5,670	5,670	5,670	-	0.00%	65014
		-	-	-	-	-	-	-	-	-	-	-	N/A	
		-	-	-	-	-	-	-	-	-	-	-	N/A	
		-	-	-	-	-	-	-	-	-	-	-	N/A	
TOTALS		478,398	510,839	503,433	511,076	367,002	517,887	523,614	523,614	523,614	523,614	12,538	2.45%	

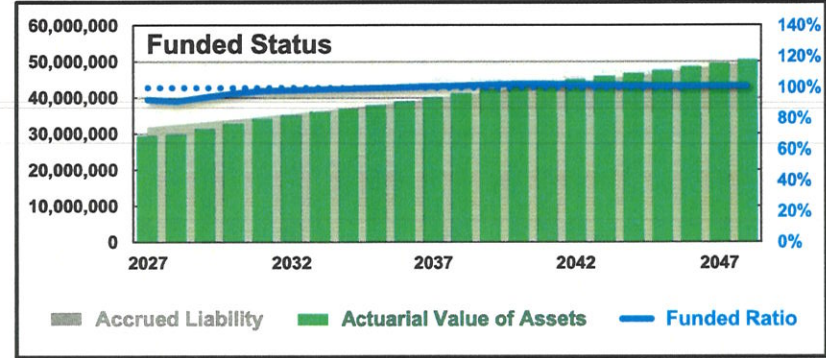
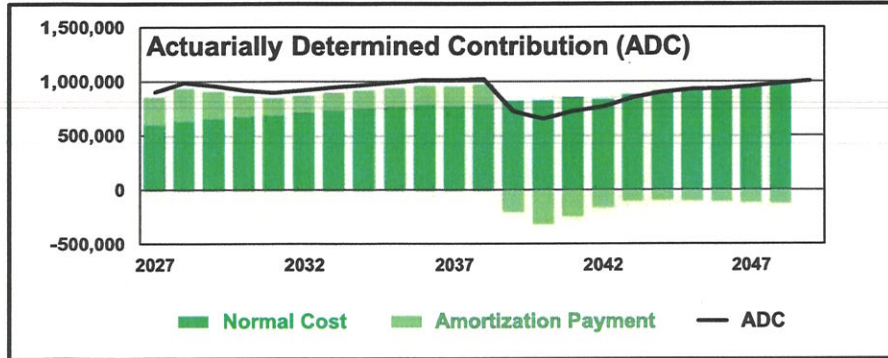
TOWN OF SOUTHBURY PENSION PLAN - Long-term Projection Based on July 1, 2025 Valuation All Groups

Interest Rate Assumption
Amortization Period

6.25%

12 Year Layered

Projection Assumptions: The number of active Police members remains constant. Terminating and retiring active Police members are replaced by new members with the same age / service / gender characteristics as Police members who entered the DB plan during the past few plan years. Pay increases according to the salary scale assumption each year. The Town always pays the Total Contribution shown below. The investments earn annual returns equal to the interest rate assumption. There are no plan changes, assumption changes, or funding method changes.



FYE	ADC	Add'l Contrib	From Budget	From Gen. Fund	Total Contrib	Valuation Year	Funded Ratio
2026	899,000	0	612,000	287,000	899,000	2026	91.1%
2027	901,000	0	520,000	381,000	901,000	2027	93.7%
2028	989,000	0	520,000	469,000	989,000	2028	96.2%
2029	958,000	0	492,000	466,000	958,000	2029	97.9%
2030	918,000	0	456,000	462,000	918,000	2030	98.4%
2031	895,000	0	432,000	463,000	895,000	2031	98.8%
2032	920,000	0	427,000	493,000	920,000	2032	99.2%
2033	947,000	0	423,000	524,000	947,000	2033	99.7%
2034	968,000	0	413,000	555,000	968,000	2034	100.2%

This work product was prepared solely for the Town for the purposes described herein and may not be appropriate to use for other purposes. Milliman does not intend to benefit and assumes no duty or liability to other parties who receive this work. Except as otherwise indicated above, the explanatory notes contained in the July 1, 2024 valuation report dated October 24, 2024, including statements of reliance and limitations on use, continue to apply.

This forecast is based on the results of the July 1, 2024 actuarial valuation and assumes that the Town will pay the "Total Contribution" amounts shown above each year, the assets will return 6.25% on a market value basis each year, and there are no future changes in the actuarial methods or assumptions or in the plan provisions. Actual results at each point in time will yield different values, reflecting the actual experience of the plan membership and assets.

The Unfunded Accrued Liability is amortized as a level percent over an open 10 year period starting July 1, 2024.

Except as otherwise indicated, the explanatory notes contained in the July 1, 2024 valuation report dated October 24, 2024, including statements of reliance and limitations on use, continue to apply.

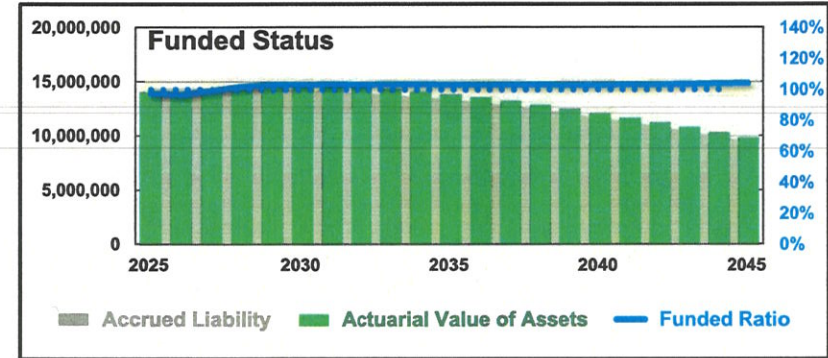
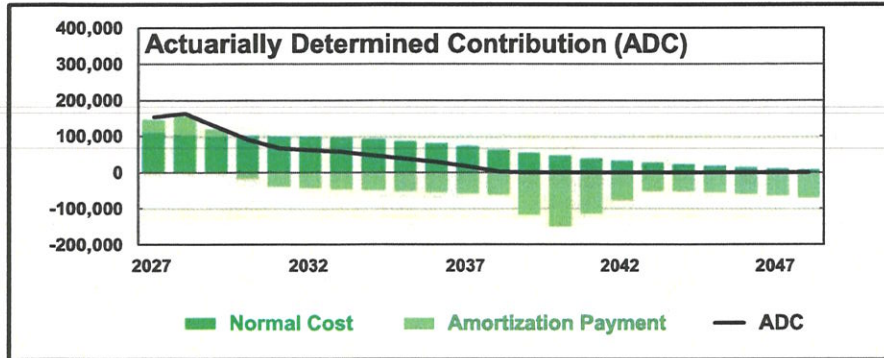
This work product was prepared solely for the Town for the purposes described herein and may not be appropriate to use for other purposes. Milliman does not intend to benefit and assumes no duty or liability to other parties who receive this work. Milliman recommends that third parties be aided by their own actuary or other qualified professional when reviewing the Milliman work product.

TOWN OF SOUTHBURY PENSION PLAN - Long-term Projection Based on July 1, 2025 Valuation Non-Police Employees

Interest Rate Assumption
Amortization Period

6.25%
12 Year Layered

Projection Assumptions: Pay increases according to the salary scale assumption each year. The Town always pays the Total Contribution shown below. The investments earn annual returns equal to the interest rate assumption. There are no plan changes, assumption changes, or funding method changes.



FYE	ADC	Add'l Contrib	From Budget	From Gen. Fund	Total Contrib	Valuation Year	Funded Ratio Goal	Funded Ratio Actual
2026	246,000	0	246,000	0	246,000	2026	92.0%	96.6%
2027	154,000	0	154,000	0	154,000	2027	93.0%	99.2%
2028	163,000	0	154,000	9,000	163,000	2028	94.0%	101.7%
2029	126,000	0	126,000	0	126,000	2029	95.0%	103.2%
2030	90,000	0	90,000	0	90,000	2030	95.0%	103.4%
2031	66,000	0	66,000	0	66,000	2031	95.0%	103.4%
2032	61,000	0	61,000	0	61,000	2032	95.0%	103.4%
2033	57,000	0	57,000	0	57,000	2033	95.0%	103.4%
2034	47,000	0	47,000	0	47,000	2034	95.0%	103.4%

growth rate **0%**

Scenario basis: funded ratio goal is 95% by 2029; total contribution reflects amount \$0k/year over and above the Actuarially Determined Contribution; contribution from budget increases by 0%/year and remainder is paid from the General Fund.

This forecast is based on the results of the July 1, 2024 actuarial valuation and assumes that the Town will pay the "Total Contribution" amounts shown above each year, the assets will return 6.25% on a market value basis each year, and there are no future changes in the actuarial methods or assumptions or in the plan provisions. Actual results at each point in time will yield different values, reflecting the actual experience of the plan membership and assets.

The Unfunded Accrued Liability is amortized as a level percent over an open 10 year period starting July 1, 2024.

Except as otherwise indicated, the explanatory notes contained in the July 1, 2024 valuation report dated October 24, 2024, including statements of reliance and limitations on use, continue to apply.

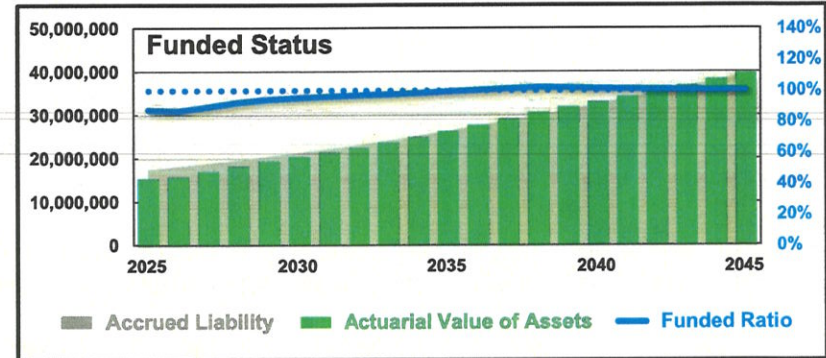
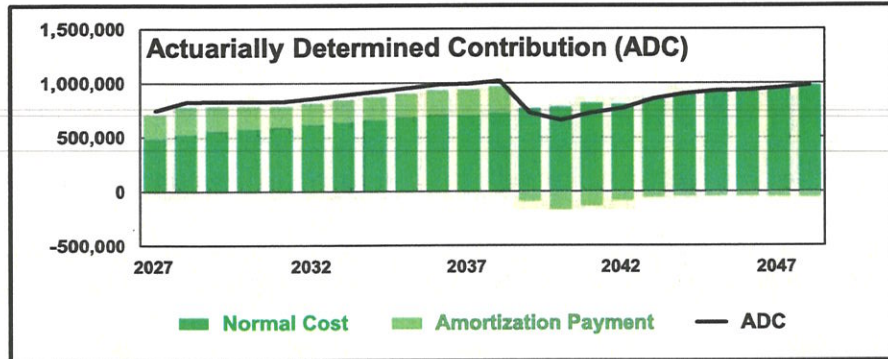
This work product was prepared solely for the Town for the purposes described herein and may not be appropriate to use for other purposes. Milliman does not intend to benefit and assumes no duty or liability to other parties who receive this work. Milliman recommends that third parties be aided by their own actuary or other qualified professional when reviewing the Milliman work product.

TOWN OF SOUTHBURY PENSION PLAN - Long-term Projection Based on July 1, 2025 Valuation Police Employees

Interest Rate Assumption
Amortization Period

6.25%
12 Year Layered

Projection Assumptions: The number of active Police members remains constant. Terminating and retiring active Police members are replaced by new members with the same age / service / gender characteristics as Police members who entered the DB plan during the past few plan years. Pay increases according to the salary scale assumption each year. The Town always pays the Total Contribution shown below. The investments earn annual returns equal to the interest rate assumption. There are no plan changes, assumption changes, or funding method changes.



FYE	ADC	Add'l Contrib	From Budget	From Gen. Fund	Total Contrib	Valuation Year	Funded Ratio Goal	Funded Ratio Actual
2026	653,000	0	366,000	287,000	653,000	2026	85.0%	86.7%
2027	747,000	0	366,000	381,000	747,000	2027	85.0%	89.5%
2028	826,000	0	366,000	460,000	826,000	2028	85.0%	92.2%
2029	832,000	0	366,000	466,000	832,000	2029	85.0%	94.2%
2030	828,000	0	366,000	462,000	828,000	2030	85.0%	95.1%
2031	829,000	0	366,000	463,000	829,000	2031	85.0%	95.9%
2032	859,000	0	366,000	493,000	859,000	2032	85.0%	96.7%
2033	890,000	0	366,000	524,000	890,000	2033	85.0%	97.6%
2034	921,000	0	366,000	555,000	921,000	2034	85.0%	98.4%

growth rate **0%**

Scenario basis: funded ratio goal was 85% by 2025; total contribution reflects amount \$0k/year over and above the Actuarially Determined Contribution; contribution from budget increases by 0%/year and remainder is paid from the General Fund.

This forecast is based on the results of the July 1, 2024 actuarial valuation and assumes that the Town will pay the "Total Contribution" amounts shown above each year, the assets will return 6.25% on a market value basis each year, and there are no future changes in the actuarial methods or assumptions or in the plan provisions. Actual results at each point in time will differ from the values shown, reflecting the actual experience of the plan membership and assets.

The Unfunded Accrued Liability is amortized as a level percent over an open 10 year period starting July 1, 2024.

Except as otherwise indicated, the explanatory notes contained in the July 1, 2024 valuation report dated October 24, 2024, including statements of reliance and limitations on use, continue to apply.

This work product was prepared solely for the Town for the purposes described herein and may not be appropriate to use for other purposes. Milliman does not intend to benefit and assumes no duty or liability to other parties who receive this work. Milliman recommends that third parties be aided by their own actuary or other qualified professional when reviewing the Milliman work product.

This work product was prepared solely for the Town for the purposes described herein and may not be appropriate to use for other purposes. Milliman does not intend to benefit and assumes no duty or liability to other parties who receive this work. Except as otherwise indicated above, the explanatory notes contained in the July 1, 2024 valuation report dated October 24, 2024, including statements of reliance and limitations on use, continue to apply.

**TOWN OF SOUTHBURY
FISCAL YEAR 2026-2027
DEPARTMENTAL OPERATING BUDGET (\$)**

DEPT:	Elections
DEPT NUM:	061

ACCT DESCRIPTION	ACCT OBJECT CODE	2023-2024	2024-2025	2025-2026				2026-2027 BUDGET				\$ CHANGE	% CHANGE	EXPLANATION
		ACTUAL EXPENDITURE	ACTUAL EXPENDITURE	ADOPTED	AMENDED	YTD ACTUAL	ESTIMATED EXPENDITURES	DEPARTMENT REQUEST	FIRST SEL BUDGET	BOS BUDGET	BOF BUDGET			
SALARIES - DEPT. HEAD	60001	43,233	67,638	68,011	70,051	48,116	70,051	70,051	70,051	70,051	70,051	-	0.00%	60001
SALARIES-PART TIME	60003	31,049	35,524	30,797	33,058	28,691	33,058	33,058	33,058	33,058	33,058	-	0.00%	60003
SALARIES-OTHER POLL WC	60005	31,510	49,039	54,077	54,077	24,181	39,708	65,620	65,620	65,620	65,620	11,543	21.35%	60005
OPERATING-ELECTIONS	65007	26,350	33,953	44,620	44,620	30,748	27,542	41,323	41,323	41,323	41,323	(3,297)	-7.39%	65007
OPERATING EXPENSES	65008	2,462	4,600	5,024	5,024	854	4,024	4,000	4,000	4,000	4,000	(1,024)	-20.38%	65008
CERTIFICATION	65015	3,011	4,000	8,000	8,000	4,513	8,810	7,500	7,500	7,500	7,500	(500)	-6.25%	65015
		-	-	-	-	-	-	-	-	-	-	-	N/A	
		-	-	-	-	-	-	-	-	-	-	-	N/A	
		-	-	-	-	-	-	-	-	-	-	-	N/A	
		-	-	-	-	-	-	-	-	-	-	-	N/A	
		-	-	-	-	-	-	-	-	-	-	-	N/A	
		-	-	-	-	-	-	-	-	-	-	-	N/A	
TOTALS		137,615	194,755	210,529	214,831	137,103	183,193	221,553	221,553	221,553	221,553	6,722	3.13%	

**TOWN OF SOUTHBURY
FISCAL YEAR 2026-2027
DEPARTMENTAL OPERATING BUDGET (\$)**

DEPT:	Board of Finance
DEPT NUM:	062

ACCT DESCRIPTION	ACCT OBJECT CODE	2023-2024	2024-2025	2025-2026				2026-2027 BUDGET				\$ CHANGE	% CHANGE	EXPLANATION
		ACTUAL EXPENDITURE	ACTUAL EXPENDITURE	ADOPTED	AMENDED	YTD ACTUAL	ESTIMATED EXPENDITURES	DEPARTMENT REQUEST	FIRST SEL BUDGET	BOS BUDGET	BOF BUDGET			
Salaries - Overtime	62004	-	-	605	605	-	505	624	624	624	624	18	3.00%	62004
Municipal Auditors	64006	52,400	52,400	57,500	57,500	57,500	57,500	63,000	63,000	63,000	63,000	5,500	9.57%	64006
Internal Audit / Professional	64000	21,274	21,950	45,388	45,388	17,435	42,435	45,000	45,000	45,000	45,000	(388)	-0.85%	64000
		-	-	-	-	-	-	-	-	-	-	-	N/A	
		-	-	-	-	-	-	-	-	-	-	-	N/A	
		-	-	-	-	-	-	-	-	-	-	-	N/A	
		-	-	-	-	-	-	-	-	-	-	-	N/A	
		-	-	-	-	-	-	-	-	-	-	-	N/A	
		-	-	-	-	-	-	-	-	-	-	-	N/A	
		-	-	-	-	-	-	-	-	-	-	-	N/A	
		-	-	-	-	-	-	-	-	-	-	-	N/A	
		-	-	-	-	-	-	-	-	-	-	-	N/A	
		-	-	-	-	-	-	-	-	-	-	-	N/A	
		-	-	-	-	-	-	-	-	-	-	-	N/A	
		-	-	-	-	-	-	-	-	-	-	-	N/A	
		-	-	-	-	-	-	-	-	-	-	-	N/A	
		-	-	-	-	-	-	-	-	-	-	-	N/A	
		-	-	-	-	-	-	-	-	-	-	-	N/A	
		-	-	-	-	-	-	-	-	-	-	-	N/A	
		-	-	-	-	-	-	-	-	-	-	-	N/A	
		-	-	-	-	-	-	-	-	-	-	-	N/A	
		-	-	-	-	-	-	-	-	-	-	-	N/A	
		-	-	-	-	-	-	-	-	-	-	-	N/A	
TOTALS		73,674	74,350	103,493	103,493	74,935	100,440	108,624	108,624	108,624	108,624	5,130	4.96%	

**TOWN OF SOUTHBURY
FISCAL YEAR 2026-2027
DEPARTMENTAL OPERATING BUDGET (\$)**

DEPT:	Fiscal
DEPT NUM:	064

ACCT DESCRIPTION	ACCT OBJECT CODE	2023-2024	2024-2025	2025-2026				2026-2027 BUDGET				\$ CHANGE	% CHANGE	EXPLANATION
		ACTUAL EXPENDITURE	ACTUAL EXPENDITURE	ADOPTED	AMENDED	YTD ACTUAL	ESTIMATED EXPENDITURES	DEPARTMENT REQUEST	FIRST SEL BUDGET	BOS BUDGET	BOF BUDGET			
SALARIES - DEPT. HEAD	60001	175,630	180,971	180,971	186,400	121,856	186,400	186,400	186,400	186,400	186,400	-	0.00%	60001
SALARIES-FULL TIME OTHE	60002	204,271	197,292	243,679	255,725	164,382	255,725	255,725	255,725	255,725	255,725	-	0.00%	60002
SALARIES - OVERTIME	60004	2,000	2,000	3,091	3,091	5,103	3,091	3,091	3,091	3,091	3,091	-	0.00%	60004
OPERATING EXPENSES	65008	43,948	52,593	58,689	58,689	37,407	56,350	67,450	67,450	67,450	67,450	8,761	14.93%	65008
		-	-	-	-	-	-	-	-	-	-	-	-	N/A
		-	-	-	-	-	-	-	-	-	-	-	-	N/A
														N/A
														N/A
														N/A
TOTALS		425,849	432,856	486,429	503,904	328,747	501,565	512,665	512,665	512,665	512,665	8,761	1.74%	

**TOWN OF SOUTHBURY
FISCAL YEAR 2026-2027
DEPARTMENTAL OPERATING BUDGET (\$)**

DEPT:	Tax
DEPT NUM:	065

ACCT DESCRIPTION	ACCT OBJECT CODE	2023-2024	2024-2025	2025-2026				2026-2027 BUDGET				\$ CHANGE	% CHANGE	EXPLANATION
		ACTUAL EXPENDITURE	ACTUAL EXPENDITURE	ADOPTED	AMENDED	YTD ACTUAL	ESTIMATED EXPENDITURES	DEPARTMENT REQUEST	FIRST SEL BUDGET	BOS BUDGET	BOF BUDGET			
SALARIES- DEPT HEAD	60001	81,458	89,593	90,000	92,700	60,601	92,700	92,700	92,700	92,700	92,700	-	0.00%	60001
SALARIES-FULL TIME OTHE	60002	53,280	60,715	60,715	63,536	41,554	63,536	63,536	63,536	63,536	63,536	-	0.00%	60002
SALARIES - OVERTIME	60004	300	1,333	3,047	3,047	4,817	3,047	3,047	3,047	3,047	3,047	-	0.00%	60004
OPERATING EXPENSES	65008	32,744	35,846	39,506	39,506	18,662	39,901	42,313	42,313	42,313	42,313	2,807	7.11%	65008
		-	-	-	-	-	-	-	-	-	-	-	N/A	
		-	-	-	-	-	-	-	-	-	-	-	N/A	
		-	-	-	-	-	-	-	-	-	-	-	N/A	
		-	-	-	-	-	-	-	-	-	-	-	N/A	
TOTALS		167,783	187,487	193,268	198,789	125,634	199,185	201,597	201,597	201,597	201,597	2,807	1.41%	

**TOWN OF SOUTHBURY
FISCAL YEAR 2026-2027
DEPARTMENTAL OPERATING BUDGET (\$)**

DEPT:	Assessor
DEPT NUM:	069

ACCT DESCRIPTION	ACCT OBJECT CODE	2023-2024	2024-2025	2025-2026				2026-2027 BUDGET				\$ CHANGE	% CHANGE	EXPLANATION
		ACTUAL EXPENDITURE	ACTUAL EXPENDITURE	ADOPTED	AMENDED	YTD ACTUAL	ESTIMATED EXPENDITURES	DEPARTMENT REQUEST	FIRST SEL BUDGET	BOS BUDGET	BOF BUDGET			
SALARIES - DEPT. HEAD	60001	92,625	95,404	95,404	101,356	68,871	101,356	101,356	101,356	101,356	101,356	-	0.00%	60001
SALARIES-FULL TIME OTH	60002	62,728	64,610	64,610	66,548	43,481	66,548	66,548	66,548	66,548	66,548	-	0.00%	60002
SALARIES - OVERTIME	60004	800	800	800	800	-	800	800	800	800	800	-	0.00%	60004
PROFESSIONAL SERVICES	64000	15,660	17,625	19,500	19,500	-	19,125	19,500	19,500	19,500	19,500	-	0.00%	64000
OPERATING EXPENSES	65008	7,739	13,944	15,421	15,421	4,378	12,396	14,134	14,134	14,134	14,134	(1,287)	-8.35%	65008
		-	-	-	-	-	-	-	-	-	-	-	N/A	
		-	-	-	-	-	-	-	-	-	-	-	N/A	
								-	-	-	-	-	N/A	
								-	-	-	-	-	N/A	
TOTALS		179,552	192,384	195,735	203,625	116,731	200,225	202,338	202,338	202,338	202,338	(1,287)	-0.63%	

**TOWN OF SOUTHBURY
FISCAL YEAR 2026-2027
DEPARTMENTAL OPERATING BUDGET (\$)**

DEPT:	Building
DEPT NUM:	071

ACCT DESCRIPTION	ACCT OBJECT CODE	2023-2024	2024-2025	2025-2026			2026-2027 BUDGET				\$ CHANGE	% CHANGE	EXPLANATION	
		ACTUAL EXPENDITURE	ACTUAL EXPENDITURE	ADOPTED	AMENDED	YTD ACTUAL	ESTIMATED EXPENDITURES	DEPARTMENT REQUEST	FIRST SEL BUDGET	BOS BUDGET				BOF BUDGET
SALARIES - DEPT. HEAD	60001	91,815	97,850	97,850	100,786	69,541	100,786	100,786	100,786	100,786	100,786	-	0.00%	60001
SALARIES-FULL TIME OTH	60002	96,638	99,753	93,752	96,565	68,288	96,565	99,011	99,011	99,011	99,011	2,446	2.53%	60002
SALARIES - OVERTIME	60004	832	-	1,000	1,000	-	1,000	1,011	1,011	1,011	1,011	11	1.14%	60004
VEHICLES OPERATING EXP	65005	2,000	2,000	2,000	2,000	1,050	1,850	2,000	2,000	2,000	2,000	-	0.00%	65005
OPERATING EXPENSES	65008	2,839	2,039	3,851	3,851	639	2,684	4,026	4,026	4,026	4,026	175	4.54%	65008
		-		-	-	-	-	-	-	-	-	-	N/A	
													N/A	
													N/A	
													N/A	
	TOTALS	194,124	201,642	198,454	204,202	139,518	202,885	206,834	206,834	206,834	206,834	2,632	1.29%	

**TOWN OF SOUTHBURY
FISCAL YEAR 2026-2027
DEPARTMENTAL OPERATING BUDGET (\$)**

DEPT:	Insurance
DEPT NUM:	072

ACCT DESCRIPTION	ACCT OBJECT CODE	2023-2024	2024-2025	2025-2026				2026-2027 BUDGET				\$ CHANGE	% CHANGE	EXPLANATION
		ACTUAL EXPENDITURE	ACTUAL EXPENDITURE	ADOPTED	AMENDED	YTD ACTUAL	ESTIMATED EXPENDITURES	DEPARTMENT REQUEST	FIRST SEL BUDGET	BOS BUDGET	BOF BUDGET			
Workers Compensation	60105	395,137	433,699	478,500	478,500	238,490	478,500	516,780	516,780	516,780	516,780	38,280	8.00%	60105
Package Policy	60106	240,750	260,000	311,000	311,000	205,234	311,000	335,880	335,880	335,880	335,880	24,880	8.00%	60106
Umbrella & Other	60107	85,000	84,233	93,500	93,500	68,033	93,500	100,980	100,980	100,980	100,980	7,480	8.00%	60107
Public Officials	60108	1,082	10,786	13,750	13,750	1,693	13,750	14,850	14,850	14,850	14,850	1,100	8.00%	60108
Bonds	60109	424	-	2,066	2,066	800	2,066	2,231	2,231	2,231	2,231	165	8.00%	60109
		-	-	-	-	-	-	-	-	-	-	-	N/A	
		-	-	-	-	-	-	-	-	-	-	-	N/A	
		-	-	-	-	-	-	-	-	-	-	-	N/A	
		-	-	-	-	-	-	-	-	-	-	-	N/A	
TOTALS		722,392	788,718	898,816	898,816	514,250	898,816	970,721	970,721	970,721	970,721	71,905	8.00%	

**TOWN OF SOUTHBURY
FISCAL YEAR 2026-2027
DEPARTMENTAL OPERATING BUDGET (\$)**

DEPT:	Legal
DEPT NUM:	073

ACCT DESCRIPTION	ACCT OBJECT CODE	2023-2024		2024-2025		2025-2026		2026-2027 BUDGET				\$ CHANGE	% CHANGE	EXPLANATION
		ACTUAL EXPENDITURE	ACTUAL EXPENDITURE	ADOPTED	AMENDED	YTD ACTUAL	ESTIMATED EXPENDITURES	DEPARTMENT REQUEST	FIRST SEL BUDGET	BOS BUDGET	BOF BUDGET			
Labor Related	64009	18,572	41,907	45,000	45,000	12,693	35,800	45,000	45,000	45,000	45,000	-	0.00%	64009
General Litigation	64010	59,887	80,000	85,000	85,000	28,288	80,000	85,000	85,000	85,000	85,000	-	0.00%	64010
		-	-	-	-	-	-	-	-	-	-	-	N/A	
		-	-	-	-	-	-	-	-	-	-	-	N/A	
		-	-	-	-	-	-	-	-	-	-	-	N/A	
		-	-	-	-	-	-	-	-	-	-	-	N/A	
		-	-	-	-	-	-	-	-	-	-	-	N/A	
		-	-	-	-	-	-	-	-	-	-	-	N/A	
		-	-	-	-	-	-	-	-	-	-	-	N/A	
		-	-	-	-	-	-	-	-	-	-	-	N/A	
		-	-	-	-	-	-	-	-	-	-	-	N/A	
		-	-	-	-	-	-	-	-	-	-	-	N/A	
		-	-	-	-	-	-	-	-	-	-	-	N/A	
		-	-	-	-	-	-	-	-	-	-	-	N/A	
		-	-	-	-	-	-	-	-	-	-	-	N/A	
		-	-	-	-	-	-	-	-	-	-	-	N/A	
		-	-	-	-	-	-	-	-	-	-	-	N/A	
		-	-	-	-	-	-	-	-	-	-	-	N/A	
		-	-	-	-	-	-	-	-	-	-	-	N/A	
		-	-	-	-	-	-	-	-	-	-	-	N/A	
		-	-	-	-	-	-	-	-	-	-	-	N/A	
		-	-	-	-	-	-	-	-	-	-	-	N/A	
TOTALS		78,459	121,907	130,000	130,000	40,980	115,800	130,000	130,000	130,000	130,000	-	0.00%	

**TOWN OF SOUTHBURY
FISCAL YEAR 2026-2027
DEPARTMENTAL OPERATING BUDGET (\$)**

DEPT:	Planning
DEPT NUM:	074

ACCT DESCRIPTION	ACCT OBJECT CODE	2023-2024	2024-2025	2025-2026			2026-2027 BUDGET				S CHANGE	% CHANGE	EXPLANATION	
		ACTUAL EXPENDITURE	ACTUAL EXPENDITURE	ADOPTED	AMENDED	YTD ACTUAL	ESTIMATED EXPENDITURES	DEPARTMENT REQUEST	FIRST SEL BUDGET	BOS BUDGET				BOF BUDGET
SALARIES - DEPT. HEAD	60001	65,468	80,951	93,930	93,930	57,762	88,374	93,930	93,930	93,930	93,930	-	0.00%	60001
SALARIES-FULL TIME OTH	60002	48,303	41,053	49,759	51,252	22,996	51,252	51,252	51,252	51,252	51,252	-	0.00%	60002
SALARIES - OVERTIME	60004	730	791	1,028	1,028	1,050	1,028	1,028	1,028	1,028	1,028	-	0.00%	60004
GIS SUPPORT/MAINTENANC	61009	-	-	25,500	25,500	17,955	22,951	28,225	28,225	28,225	28,225	2,725	10.69%	61009
PROFESSIONAL SERVICES	64000	1,715	-	10,000	10,000	8,815	10,000	10,000	10,000	10,000	10,000	-	0.00%	64000
OPERATING EXPENSES	65008	1,835	965	1,586	1,586	777	231	1,861	1,861	1,861	1,861	275	17.34%	65008
FARM MKT EXPENSE	65010	2,814	5,375	8,257	8,257	3,537	5,134	9,569	9,569	9,569	9,569	1,312	15.89%	65010
		-	-	-	-	-	-	-	-	-	-	-	N/A	
		-	-	-	-	-	-	-	-	-	-	-	N/A	
		-	-	-	-	-	-	-	-	-	-	-	N/A	
		-	-	-	-	-	-	-	-	-	-	-	N/A	
TOTALS		120,865	129,135	190,059	191,552	112,892	178,969	195,864	195,864	195,864	195,864	4,312	2.25%	

**TOWN OF SOUTHBURY
FISCAL YEAR 2026-2027
DEPARTMENTAL OPERATING BUDGET (\$)**

DEPT:	Inland Wetlands
DEPT NUM:	075

ACCT DESCRIPTION	ACCT OBJECT CODE	2023-2024	2024-2025	2025-2026		2026-2027 BUDGET				\$ CHANGE	% CHANGE	EXPLANATION		
		ACTUAL EXPENDITURE	ACTUAL EXPENDITURE	ADOPTED	AMENDED	YTD ACTUAL	ESTIMATED EXPENDITURES	DEPARTMENT REQUEST	FIRST SEL BUDGET				BOS BUDGET	BOF BUDGET
SALARIES-FULL TIME OTHER	60002	98,292	93,842	115,719	122,122	83,954	122,122	122,122	122,122	122,122	122,122	-	0.00%	60002
REGULATIONS/MAPS	63009	-	-	900	900	-	-	900	900	900	900	-	0.00%	63009
VEHICLES OPERATING EXP	65005	353	500	2,000	2,000	331	331	2,000	2,000	2,000	2,000	-	0.00%	65005
OPERATING EXPENSES	65008	651	1,834	3,264	3,264	1,808	1,916	3,600	3,600	3,600	3,600	336	10.29%	65008
		-	-	-	-	-	-	-	-	-	-	-	N/A	
		-	-	-	-	-	-	-	-	-	-	-	N/A	
		-	-	-	-	-	-	-	-	-	-	-	N/A	
		-	-	-	-	-	-	-	-	-	-	-	N/A	
	TOTALS	99,296	96,176	121,883	128,286	86,093	124,368	128,622	128,622	128,622	128,622	336	0.26%	

**TOWN OF SOUTHBURY
FISCAL YEAR 2026-2027
DEPARTMENTAL OPERATING BUDGET (\$)**

DEPT:	Zoning
DEPT NUM:	076

ACCT DESCRIPTION	ACCT OBJECT CODE	2023-2024	2024-2025	2025-2026		2026-2027 BUDGET				\$ CHANGE	% CHANGE	EXPLANATION		
		ACTUAL EXPENDITURE	ACTUAL EXPENDITURE	ADOPTED	AMENDED	YTD ACTUAL	ESTIMATED EXPENDITURES	DEPARTMENT REQUEST	FIRST SEL BUDGET				BOS BUDGET	BOF BUDGET
SALARIES-PART TIME	60003	1,447	393	3,207	3,303	-	3,303	3,303	3,303	3,303	3,303	-	0.00%	60003
VEHICLES OPERATING EXP	65005	24	-	100	100	-	100	100	100	100	100	-	0.00%	65005
OPERATING EXPENSES	65008	1,903	2,543	4,575	4,575	1,526	2,406	5,145	5,145	5,145	5,145	570	12.46%	65008
		-	-	-	-	-	-	-	-	-	-	-	N/A	
		-	-	-	-	-	-	-	-	-	-	-	N/A	
		-	-	-	-	-	-	-	-	-	-	-	N/A	
		-	-	-	-	-	-	-	-	-	-	-	N/A	
		-	-	-	-	-	-	-	-	-	-	-	N/A	
		-	-	-	-	-	-	-	-	-	-	-	N/A	
	TOTALS	3,374	2,936	7,882	7,978	1,526	5,809	8,548	8,548	8,548	8,548	570	7.14%	

**TOWN OF SOUTHBURY
FISCAL YEAR 2026-2027
DEPARTMENTAL OPERATING BUDGET (\$)**

DEPT:	ZBA
DEPT NUM:	077

ACCT DESCRIPTION	ACCT OBJECT CODE	2023-2024	2024-2025	2025-2026		2026-2027 BUDGET				\$ CHANGE	% CHANGE	EXPLANATION		
		ACTUAL EXPENDITURE	ACTUAL EXPENDITURE	ADOPTED	AMENDED	YTD ACTUAL	ESTIMATED EXPENDITURES	DEPARTMENT REQUEST	FIRST SEL BUDGET				BOS BUDGET	BOF BUDGET
SALARIES-FULL TIME OTH	60002	-	-	-	-	-	-	-	-	-	-	-	N/A	60002
SALARIES - OVERTIME	60004	-	744	744	744	-	744	744	744	744	744	-	0.00%	60004
OPERATING EXPENSES	65008	130	130	534	534	-	130	464	464	464	464	(70)	-13.11%	65008
		-	-	-	-	-	-	-	-	-	-	-	N/A	
		-	-	-	-	-	-	-	-	-	-	-	N/A	
		-	-	-	-	-	-	-	-	-	-	-	N/A	
		-	-	-	-	-	-	-	-	-	-	-	N/A	
	TOTALS	130	874	1,278	1,278	-	874	1,208	1,208	1,208	1,208	(70)	-5.48%	

**TOWN OF SOUTHBURY
FISCAL YEAR 2026-2027
DEPARTMENTAL OPERATING BUDGET (\$)**

DEPT:	EDC
DEPT NUM:	078

ACCT DESCRIPTION	ACCT OBJECT CODE	2023-2024	2024-2025	2025-2026		2026-2027 BUDGET				\$ CHANGE	% CHANGE	EXPLANATION		
		ACTUAL EXPENDITURE	ACTUAL EXPENDITURE	ADOPTED	AMENDED	YTD ACTUAL	ESTIMATED EXPENDITURES	DEPARTMENT REQUEST	FIRST SEL BUDGET				BOS BUDGET	BOF BUDGET
SALARIES - DEPT. HEAD	60001	88,303	80,458	25,984	25,984	-	25,984	25,984	25,984	25,984	25,984	-	0.00%	60001
OPERATING EXPENSES	65008	17,780	17,780	10,860	10,860	3,912	8,113	10,080	10,080	10,080	10,080	(780)	-7.18%	65008
		-	-	-	-	-	-	-	-	-	-	-	-	N/A
		-	-	-	-	-	-	-	-	-	-	-	-	N/A
		-	-	-	-	-	-	-	-	-	-	-	-	N/A
		-	-	-	-	-	-	-	-	-	-	-	-	N/A
		-	-	-	-	-	-	-	-	-	-	-	-	N/A
		-	-	-	-	-	-	-	-	-	-	-	-	N/A
		-	-	-	-	-	-	-	-	-	-	-	-	N/A
		-	-	-	-	-	-	-	-	-	-	-	-	N/A
		-	-	-	-	-	-	-	-	-	-	-	-	N/A
		-	-	-	-	-	-	-	-	-	-	-	-	N/A
		-	-	-	-	-	-	-	-	-	-	-	-	N/A
		-	-	-	-	-	-	-	-	-	-	-	-	N/A
		-	-	-	-	-	-	-	-	-	-	-	-	N/A
		-	-	-	-	-	-	-	-	-	-	-	-	N/A
		-	-	-	-	-	-	-	-	-	-	-	-	N/A
		-	-	-	-	-	-	-	-	-	-	-	-	N/A
		-	-	-	-	-	-	-	-	-	-	-	-	N/A
		-	-	-	-	-	-	-	-	-	-	-	-	N/A
		-	-	-	-	-	-	-	-	-	-	-	-	N/A
		-	-	-	-	-	-	-	-	-	-	-	-	N/A
		-	-	-	-	-	-	-	-	-	-	-	-	N/A
		-	-	-	-	-	-	-	-	-	-	-	-	N/A
		-	-	-	-	-	-	-	-	-	-	-	-	N/A
		-	-	-	-	-	-	-	-	-	-	-	-	N/A
		-	-	-	-	-	-	-	-	-	-	-	-	N/A
		-	-	-	-	-	-	-	-	-	-	-	-	N/A
		-	-	-	-	-	-	-	-	-	-	-	-	N/A
		-	-	-	-	-	-	-	-	-	-	-	-	N/A
		-	-	-	-	-	-	-	-	-	-	-	-	N/A
		-	-	-	-	-	-	-	-	-	-	-	-	N/A
		-	-	-	-	-	-	-	-	-	-	-	-	N/A
TOTALS		106,084	98,238	36,844	36,844	3,912	34,097	36,064	36,064	36,064	36,064	(780)	-2.12%	

**TOWN OF SOUTHBURY
FISCAL YEAR 2026-2027
DEPARTMENTAL OPERATING BUDGET (\$)**

DEPT:	SVFA
DEPT NUM:	090

ACCT DESCRIPTION	ACCT OBJECT CODE	2023-2024	2024-2025	2025-2026				2026-2027 BUDGET				\$ CHANGE	% CHANGE	EXPLANATION
		ACTUAL EXPENDITURE	ACTUAL EXPENDITURE	ADOPTED	AMENDED	YTD ACTUAL	ESTIMATED EXPENDITURES	DEPARTMENT REQUEST	FIRST SEL BUDGET	BOS BUDGET	BOF BUDGET			
Fire Hydrants	62005	44,400	44,400	44,400	44,400	28,340	44,400	50,000	50,000	50,000	50,000	5,600	12.61%	62005
Fire Department - PAR	64014	73,000	80,000	90,000	90,000	40,799	90,000	85,000	85,000	85,000	85,000	(5,000)	-5.56%	64014
Tax Abatement	65006	38,850	38,850	49,600	49,600	49,600	49,600	49,600	49,600	49,600	49,600	-	0.00%	65006
Operating	65008	426,347	426,347	424,792	424,792	318,594	424,792	457,868	457,868	457,868	457,868	33,076	7.79%	61008
		-	-	-	-	-	-	-	-	-	-	-	N/A	
		-	-	-	-	-	-	-	-	-	-	-	N/A	
		-	-	-	-	-	-	-	-	-	-	-	N/A	
		-	-	-	-	-	-	-	-	-	-	-	N/A	
		-	-	-	-	-	-	-	-	-	-	-	N/A	
		-	-	-	-	-	-	-	-	-	-	-	N/A	
		-	-	-	-	-	-	-	-	-	-	-	N/A	
		-	-	-	-	-	-	-	-	-	-	-	N/A	
		-	-	-	-	-	-	-	-	-	-	-	N/A	
		-	-	-	-	-	-	-	-	-	-	-	N/A	
		-	-	-	-	-	-	-	-	-	-	-	N/A	
		-	-	-	-	-	-	-	-	-	-	-	N/A	
		-	-	-	-	-	-	-	-	-	-	-	N/A	
		-	-	-	-	-	-	-	-	-	-	-	N/A	
		-	-	-	-	-	-	-	-	-	-	-	N/A	
		-	-	-	-	-	-	-	-	-	-	-	N/A	
		-	-	-	-	-	-	-	-	-	-	-	N/A	
		-	-	-	-	-	-	-	-	-	-	-	N/A	
		-	-	-	-	-	-	-	-	-	-	-	N/A	
		-	-	-	-	-	-	-	-	-	-	-	N/A	
TOTALS		582,597	589,597	608,792	608,792	437,332	608,792	642,468	642,468	642,468	642,468	33,676	5.53%	

**TOWN OF SOUTHBURY
FISCAL YEAR 2026-2027
DEPARTMENTAL OPERATING BUDGET (\$)**

DEPT:	Communications
DEPT NUM:	091

ACCT DESCRIPTION	ACCT OBJECT CODE	2023-2024	2024-2025	2025-2026				2026-2027 BUDGET				\$ CHANGE	% CHANGE	EXPLANATION
		ACTUAL EXPENDITURE	ACTUAL EXPENDITURE	ADOPTED	AMENDED	YTD ACTUAL	ESTIMATED EXPENDITURES	DEPARTMENT REQUEST	FIRST SEL BUDGET	BOS BUDGET	BOF BUDGET			
SALARIES-FULL TIME OTHE	60002	260,549	291,616	386,615	407,415	261,742	400,846	458,123	458,123	458,123	458,123	50,707	12.45%	60002
SALARIES-PART TIME	60003	12,257	26,317	15,624	16,093	6,678	16,093	-	-	-	-	(16,093)	-100.00%	60003
SALARIES - OVERTIME	60004	79,688	35,288	44,163	44,163	41,573	53,921	47,313	47,313	47,313	47,313	3,150	7.13%	60004
EQUIPMENT MAINTENANC	61004	39,628	13,820	25,328	25,328	26,727	24,839	32,821	32,821	32,821	32,821	7,493	29.58%	61004
OPERATING EXPENSES	65008	544	643	1,620	1,620	1,213	800	900	900	900	900	(720)	-44.44%	65008
TRAINING	65014	1,845	1,932	3,627	3,627	2,786	3,459	3,827	3,827	3,827	3,827	199	5.49%	65014
UNIFORMS	65017	806	-	-	-	-	-	-	-	-	-	-	N/A	65017
		-	-	-	-	-	-	-	-	-	-	-	N/A	
		-	-	-	-	-	-	-	-	-	-	-	N/A	
		-	-	-	-	-	-	-	-	-	-	-	N/A	
		-	-	-	-	-	-	-	-	-	-	-	N/A	
		-	-	-	-	-	-	-	-	-	-	-	N/A	
	TOTALS	395,316	369,617	476,977	498,246	340,720	499,958	542,983	542,983	542,983	542,983	44,737	8.98%	

**TOWN OF SOUTHBURY
FISCAL YEAR 2026-2027
DEPARTMENTAL OPERATING BUDGET (\$)**

DEPT:	Police
DEPT NUM:	092

ACCT DESCRIPTION	ACCT OBJECT CODE	2023-2024	2024-2025	2025-2026				2026-2027 BUDGET				\$ CHANGE	% CHANGE	EXPLANATION
		ACTUAL EXPENDITURE	ACTUAL EXPENDITURE	ADOPTED	AMENDED	YTD ACTUAL	ESTIMATED EXPENDITURES	DEPARTMENT REQUEST	FIRST SEL BUDGET	BOS BUDGET	BOF BUDGET			
SALARIES - DEPT. HEAD	60001	169,953	-	135,000	139,050	90,902	139,050	139,050	139,050	139,050	139,050	-	0.00%	60001
SALARIES-FULL TIME OTHE	60002	91,823	95,305	95,305	105,952	69,235	105,952	105,952	105,952	105,952	105,952	-	0.00%	60002
SALARIES - OVERTIME	60004	245,000	245,000	245,000	245,000	227,615	300,000	280,000	280,000	280,000	280,000	35,000	14.29%	60004
SALARIES - POLICE OFFICER	60006	1,977,646	2,308,896	2,235,758	2,302,506	1,472,138	2,280,171	2,396,587	2,396,587	2,396,587	2,396,587	94,081	4.09%	60006
RESIDENT TROOPER - OVE	60008	12,581	-			-								60008
EQUIPMENT MAINTENANC	61004	4,402	4,236	5,500	5,500	3,092	3,700	6,030	6,030	6,030	6,030	530	9.64%	61004
ARMORER	63007	30,655	34,304	29,084	29,084	15,207	28,811	32,961	32,961	32,961	32,961	3,877	13.33%	63007
VEHICLES OPERATING EXP	65005	77,583	73,677	80,000	80,000	52,136	112,000	104,800	104,800	104,800	104,800	24,800	31.00%	65005
OPERATING EXPENSES	65008	55,675	49,453	52,616	52,616	26,593	52,213	54,863	54,863	54,863	54,863	2,247	4.27%	65008
PHOTO/LAB SUPPLIES	65012	1,284	1,660	3,000	3,000	2,547	2,400	3,000	3,000	3,000	3,000	-	0.00%	65012
TRAINING	65014	74,389	48,908	80,000	80,000	13,581	79,300	81,000	81,000	81,000	81,000	1,000	1.25%	65014
UNIFORMS	65017	25,834	15,960	30,000	30,000	17,149	29,500	31,000	31,000	31,000	31,000	1,000	3.33%	65017
UNIFORM CLEANING & MA	65019	1,690	1,678	5,750	5,750	226	1,200	5,400	5,400	5,400	5,400	(350)	-6.09%	65019
SPECIAL INVESTIGATIONS	65020	1,500	210	5,140	5,140	4,470	4,890	5,500	5,500	5,500	5,500	360	7.00%	65020
CRIME PREVENTION PROG	65021	-	1,667	2,000	2,000	-	2,000	2,000	2,000	2,000	2,000	-	0.00%	65021
		-	-	-	-	-	-	-	-	-	-	-	N/A	
		-	-	-	-	-	-	-	-	-	-	-	N/A	
		-	-	-	-	-	-	-	-	-	-	-	N/A	
TOTALS		2,770,015	2,880,952	3,004,153	3,085,598	1,994,892	3,141,186	3,248,143	3,248,143	3,248,143	3,248,143	162,545	5.27%	

**TOWN OF SOUTHBURY
FISCAL YEAR 2026-2027
DEPARTMENTAL OPERATING BUDGET (\$)**

DEPT:	EMD
DEPT NUM:	093

ACCT DESCRIPTION	ACCT OBJECT CODE	2023-2024	2024-2025	2025-2026				2026-2027 BUDGET				\$ CHANGE	% CHANGE	EXPLANATION	
		ACTUAL EXPENDITURE	ACTUAL EXPENDITURE	ADOPTED	AMENDED	YTD ACTUAL	ESTIMATED EXPENDITURES	DEPARTMENT REQUEST	FIRST SEL BUDGET	BOS BUDGET	BOF BUDGET				
SALARIES - DEPT. HEAD	60001	72,674	80,556	-	-	-	-	-	-	-	-	-	-	N/A	60001
OPERATING EXPENSES	65008	1,793	2,889	4,194	4,194	1,532	2,500	3,500	3,500	3,500	3,500	(694)	-16.55%	65008	
TRAINING	65014	2,279	1,810	2,500	2,500	1,896	2,500	2,500	2,500	2,500	2,500	-	0.00%	65014	
EMERGENCY NOTIFICATION	65027	7,771	7,564	8,290	8,290	7,790	8,290	8,524	8,524	8,524	8,524	234	2.82%	65027	
		-	-	-	-	-	-	-	-	-	-	-	-	N/A	
		-	-	-	-	-	-	-	-	-	-	-	-	N/A	
		-	-	-	-	-	-	-	-	-	-	-	-	N/A	
		-	-	-	-	-	-	-	-	-	-	-	-	N/A	
		-	-	-	-	-	-	-	-	-	-	-	-	N/A	
		-	-	-	-	-	-	-	-	-	-	-	-	N/A	
		-	-	-	-	-	-	-	-	-	-	-	-	N/A	
		-	-	-	-	-	-	-	-	-	-	-	-	N/A	
		-	-	-	-	-	-	-	-	-	-	-	-	N/A	
		-	-	-	-	-	-	-	-	-	-	-	-	N/A	
		-	-	-	-	-	-	-	-	-	-	-	-	N/A	
		-	-	-	-	-	-	-	-	-	-	-	-	N/A	
		-	-	-	-	-	-	-	-	-	-	-	-	N/A	
		-	-	-	-	-	-	-	-	-	-	-	-	N/A	
		-	-	-	-	-	-	-	-	-	-	-	-	N/A	
		-	-	-	-	-	-	-	-	-	-	-	-	N/A	
		-	-	-	-	-	-	-	-	-	-	-	-	N/A	
		-	-	-	-	-	-	-	-	-	-	-	-	N/A	
		-	-	-	-	-	-	-	-	-	-	-	-	N/A	
		-	-	-	-	-	-	-	-	-	-	-	-	N/A	
		-	-	-	-	-	-	-	-	-	-	-	-	N/A	
TOTALS		84,516	92,818	14,984	14,984	11,218	13,290	14,524	14,524	14,524	14,524	(460)	-3.07%		

**TOWN OF SOUTHBURY
FISCAL YEAR 2026-2027
DEPARTMENTAL OPERATING BUDGET (\$)**

DEPT:	Tree Warden
DEPT NUM:	095

ACCT DESCRIPTION	ACCT OBJECT CODE	2023-2024	2024-2025	2025-2026				2026-2027 BUDGET				\$ CHANGE	% CHANGE	EXPLANATION
		ACTUAL EXPENDITURE	ACTUAL EXPENDITURE	ADOPTED	AMENDED	YTD ACTUAL	ESTIMATED EXPENDITURES	DEPARTMENT REQUEST	FIRST SEL BUDGET	BOS BUDGET	BOF BUDGET			
OPERATING EXPENSES	65008	29,079	16,807	26,293	26,293	13,354	23,293	26,293	26,293	26,293	26,293	-	0.00%	65008
		-	-	-	-	-	-	-	-	-	-	-	N/A	
		-	-	-	-	-	-	-	-	-	-	-	N/A	
		-	-	-	-	-	-	-	-	-	-	-	N/A	
		-	-	-	-	-	-	-	-	-	-	-	N/A	
		-	-	-	-	-	-	-	-	-	-	-	N/A	
		-	-	-	-	-	-	-	-	-	-	-	N/A	
	TOTALS	29,079	16,807	26,293	26,293	13,354	23,293	26,293	26,293	26,293	26,293	-	0.00%	

**TOWN OF SOUTHBURY
FISCAL YEAR 2026-2027
DEPARTMENTAL OPERATING BUDGET (\$)**

DEPT:	Animal Control
DEPT NUM:	097

ACCT DESCRIPTION	ACCT OBJECT CODE	2023-2024	2024-2025	2025-2026				2026-2027 BUDGET				\$ CHANGE	% CHANGE	EXPLANATION
		ACTUAL EXPENDITURE	ACTUAL EXPENDITURE	ADOPTED	AMENDED	YTD ACTUAL	ESTIMATED EXPENDITURES	DEPARTMENT REQUEST	FIRST SEL BUDGET	BOS BUDGET	BOF BUDGET			
SALARIES - DEPT. HEAD	60001	46,379	56,784	56,784	62,774	41,046	62,774	62,774	62,774	62,774	62,774	-	0.00%	60001
SALARIES-PART TIME	60003	31,199	16,852	32,135	32,135	9,858	25,602	32,135	32,135	32,135	32,135	-	0.00%	60003
SALARIES - OVERTIME	60004	1,878	3,000	3,000	3,000	7,058	3,000	3,000	3,000	3,000	3,000	-	0.00%	60004
FUEL/OTHER	62002	2,389	2,354	3,200	3,200	2,093	3,200	3,200	3,200	3,200	3,200	-	0.00%	62002
OFFICE SUPPLIES	63005	275	266	400	400	378	400	400	400	400	400	-	0.00%	63005
VETERINARIAN FEES	64013	2,446	4,500	5,000	5,000	2,725	5,000	5,000	5,000	5,000	5,000	-	0.00%	64013
OPERATING EXPENSES	65008	3,824	4,323	9,127	9,127	4,118	8,276	13,113	13,113	13,113	13,113	3,987	43.69%	65008
ADVERTISING DOGS	64016	100	26	120	120	-	120	120	120	120	120	-	0.00%	64016
TRAINING	65014	870	1,147	2,180	2,180	987	1,980	1,980	1,980	1,980	1,980	(200)	-9.17%	65014
UNIFORMS	65017	575	667	819	819	250	644	816	816	816	816	(3)	-0.36%	65017
DOG DAMAGES	65110	-	-	-	-	-	-	-	-	-	-	-	N/A	65110
WARDEN FEES	65111	-	-	-	-	-	-	-	-	-	-	-	N/A	65111
		-	-	-	-	-	-	-	-	-	-	-	N/A	
TOTALS		89,934	89,920	112,764	118,755	68,512	110,996	122,539	122,539	122,539	122,539	3,784	3.19%	

**TOWN OF SOUTHBURY
FISCAL YEAR 2026-2027
DEPARTMENTAL OPERATING BUDGET (\$)**

DEPT:	Emergency Services
DEPT NUM:	098

ACCT DESCRIPTION	ACCT OBJECT CODE	2023-2024	2024-2025	2025-2026		2026-2027 BUDGET				\$ CHANGE	% CHANGE	EXPLANATION		
		ACTUAL EXPENDITURE	ACTUAL EXPENDITURE	ADOPTED	AMENDED	YTD ACTUAL	ESTIMATED EXPENDITURES	DEPARTMENT REQUEST	FIRST SEL BUDGET				BOS BUDGET	BOF BUDGET
Ambulance intercept	65008	-	234,955	235,000	235,000	117,500	235,000	235,000	235,000	235,000	235,000	-	0.00%	65008
Nortwest public safety	65012	8,116	8,200	8,252	8,252	8,252	8,252	8,252	8,252	8,252	8,252	-	0.00%	65012
Par ambulance	64015	40,000	40,000	25,000	25,000	16,100	16,100	20,000	20,000	20,000	20,000	(5,000)	-20.00%	64015
		-	-	-	-	-	-	-	-	-	-	-	N/A	
		-	-	-	-	-	-	-	-	-	-	-	N/A	
		-	-	-	-	-	-	-	-	-	-	-	N/A	
		-	-	-	-	-	-	-	-	-	-	-	N/A	
		-	-	-	-	-	-	-	-	-	-	-	N/A	
		-	-	-	-	-	-	-	-	-	-	-	N/A	
		-	-	-	-	-	-	-	-	-	-	-	N/A	
		-	-	-	-	-	-	-	-	-	-	-	N/A	
		-	-	-	-	-	-	-	-	-	-	-	N/A	
		-	-	-	-	-	-	-	-	-	-	-	N/A	
		-	-	-	-	-	-	-	-	-	-	-	N/A	
		-	-	-	-	-	-	-	-	-	-	-	N/A	
		-	-	-	-	-	-	-	-	-	-	-	N/A	
		-	-	-	-	-	-	-	-	-	-	-	N/A	
		-	-	-	-	-	-	-	-	-	-	-	N/A	
		-	-	-	-	-	-	-	-	-	-	-	N/A	
		-	-	-	-	-	-	-	-	-	-	-	N/A	
		-	-	-	-	-	-	-	-	-	-	-	N/A	
		-	-	-	-	-	-	-	-	-	-	-	N/A	
TOTALS		48,116	283,155	268,252	268,252	141,852	259,352	263,252	263,252	263,252	263,252	(5,000)	-1.86%	

**TOWN OF SOUTHBURY
FISCAL YEAR 2026-2027
DEPARTMENTAL OPERATING BUDGET (\$)**

DEPT:	Conservation Commission
DEPT NUM:	107

ACCT DESCRIPTION	ACCT OBJECT CODE	2023-2024	2024-2025	2025-2026			2026-2027 BUDGET				\$ CHANGE	% CHANGE	EXPLANATION	
		ACTUAL EXPENDITURE	ACTUAL EXPENDITURE	ADOPTED	AMENDED	YTD ACTUAL	ESTIMATED EXPENDITURES	DEPARTMENT REQUEST	FIRST SEL BUDGET	BOS BUDGET				BOF BUDGET
Operating	65008	16,848	16,330	16,700	16,700	12,700	15,500	19,150	19,150	19,150	19,150	2,450	14.67%	65008
		-	-	-	-	-	-	-	-	-	-	-	N/A	
		-	-	-	-	-	-	-	-	-	-	-	N/A	
		-	-	-	-	-	-	-	-	-	-	-	N/A	
		-	-	-	-	-	-	-	-	-	-	-	N/A	
		-	-	-	-	-	-	-	-	-	-	-	N/A	
		-	-	-	-	-	-	-	-	-	-	-	N/A	
		-	-	-	-	-	-	-	-	-	-	-	N/A	
		-	-	-	-	-	-	-	-	-	-	-	N/A	
		-	-	-	-	-	-	-	-	-	-	-	N/A	
		-	-	-	-	-	-	-	-	-	-	-	N/A	
		-	-	-	-	-	-	-	-	-	-	-	N/A	
		-	-	-	-	-	-	-	-	-	-	-	N/A	
		-	-	-	-	-	-	-	-	-	-	-	N/A	
		-	-	-	-	-	-	-	-	-	-	-	N/A	
		-	-	-	-	-	-	-	-	-	-	-	N/A	
		-	-	-	-	-	-	-	-	-	-	-	N/A	
		-	-	-	-	-	-	-	-	-	-	-	N/A	
		-	-	-	-	-	-	-	-	-	-	-	N/A	
		-	-	-	-	-	-	-	-	-	-	-	N/A	
		-	-	-	-	-	-	-	-	-	-	-	N/A	
	TOTALS	16,848	16,330	16,700	16,700	12,700	15,500	19,150	19,150	19,150	19,150	2,450	14.67%	

**TOWN OF SOUTHBURY
FISCAL YEAR 2026-2027
DEPARTMENTAL OPERATING BUDGET (\$)**

DEPT:	Health District
DEPT NUM:	100

ACCT DESCRIPTION	ACCT OBJECT CODE	2023-2024	2024-2025	2025-2026			2026-2027 BUDGET				\$ CHANGE	% CHANGE	EXPLANATION	
		ACTUAL EXPENDITURE	ACTUAL EXPENDITURE	ADOPTED	AMENDED	YTD ACTUAL	ESTIMATED EXPENDITURES	DEPARTMENT REQUEST	FIRST SEL BUDGET	BOS BUDGET				BOF BUDGET
Operating - Southbury sha	65008	212,015	191,625	194,829	194,829	194,829	194,829	203,013	203,013	203,013	203,013	8,184	4.20%	65008
		-	-	-	-	-	-	-	-	-	-	-	N/A	
		-	-	-	-	-	-	-	-	-	-	-	N/A	
		-	-	-	-	-	-	-	-	-	-	-	N/A	
		-	-	-	-	-	-	-	-	-	-	-	N/A	
		-	-	-	-	-	-	-	-	-	-	-	N/A	
		-	-	-	-	-	-	-	-	-	-	-	N/A	
		-	-	-	-	-	-	-	-	-	-	-	N/A	
		-	-	-	-	-	-	-	-	-	-	-	N/A	
		-	-	-	-	-	-	-	-	-	-	-	N/A	
		-	-	-	-	-	-	-	-	-	-	-	N/A	
		-	-	-	-	-	-	-	-	-	-	-	N/A	
		-	-	-	-	-	-	-	-	-	-	-	N/A	
		-	-	-	-	-	-	-	-	-	-	-	N/A	
		-	-	-	-	-	-	-	-	-	-	-	N/A	
		-	-	-	-	-	-	-	-	-	-	-	N/A	
		-	-	-	-	-	-	-	-	-	-	-	N/A	
		-	-	-	-	-	-	-	-	-	-	-	N/A	
		-	-	-	-	-	-	-	-	-	-	-	N/A	
		-	-	-	-	-	-	-	-	-	-	-	N/A	
		-	-	-	-	-	-	-	-	-	-	-	N/A	
	TOTALS	212,015	191,625	194,829	194,829	194,829	194,829	203,013	203,013	203,013	203,013	8,184	4.20%	

**TOWN OF SOUTHBURY
FISCAL YEAR 2026-2027
DEPARTMENTAL OPERATING BUDGET (\$)**

DEPT:	PR Watershed
DEPT NUM:	102

ACCT DESCRIPTION	ACCT OBJECT CODE	2023-2024	2024-2025	2025-2026		2026-2027 BUDGET				\$ CHANGE	% CHANGE	EXPLANATION		
		ACTUAL EXPENDITURE	ACTUAL EXPENDITURE	ADOPTED	AMENDED	YTD ACTUAL	ESTIMATED EXPENDITURES	DEPARTMENT REQUEST	FIRST SEL BUDGET				BOS BUDGET	BOF BUDGET
P.R.WATERSHED COALITION	64002	40,000	46,000	46,000	46,000	46,000	46,000	48,000	48,000	48,000	48,000	2,000	4.35%	64002
OPERATING EXPENSES	65008	-	-	800	800	-	-	800	800	800	800	-	0.00%	65008
		-	-	-	-	-	-	-	-	-	-	-	N/A	
		-	-	-	-	-	-	-	-	-	-	-	N/A	
		-	-	-	-	-	-	-	-	-	-	-	N/A	
		-	-	-	-	-	-	-	-	-	-	-	N/A	
		-	-	-	-	-	-	-	-	-	-	-	N/A	
		-	-	-	-	-	-	-	-	-	-	-	N/A	
		-	-	-	-	-	-	-	-	-	-	-	N/A	
		-	-	-	-	-	-	-	-	-	-	-	N/A	
		-	-	-	-	-	-	-	-	-	-	-	N/A	
		-	-	-	-	-	-	-	-	-	-	-	N/A	
		-	-	-	-	-	-	-	-	-	-	-	N/A	
		-	-	-	-	-	-	-	-	-	-	-	N/A	
		-	-	-	-	-	-	-	-	-	-	-	N/A	
		-	-	-	-	-	-	-	-	-	-	-	N/A	
		-	-	-	-	-	-	-	-	-	-	-	N/A	
		-	-	-	-	-	-	-	-	-	-	-	N/A	
		-	-	-	-	-	-	-	-	-	-	-	N/A	
		-	-	-	-	-	-	-	-	-	-	-	N/A	
		-	-	-	-	-	-	-	-	-	-	-	N/A	
		-	-	-	-	-	-	-	-	-	-	-	N/A	
		-	-	-	-	-	-	-	-	-	-	-	N/A	
TOTALS		40,000	46,000	46,800	46,800	46,000	46,000	48,800	48,800	48,800	48,800	2,000	4.27%	

**TOWN OF SOUTHBURY
FISCAL YEAR 2026-2027
DEPARTMENTAL OPERATING BUDGET (\$)**

DEPT:	Lake Zoar
DEPT NUM:	103

ACCT DESCRIPTION	ACCT OBJECT CODE	2023-2024		2024-2025		2025-2026		2026-2027 BUDGET				\$ CHANGE	% CHANGE	EXPLANATION
		ACTUAL EXPENDITURE	ACTUAL EXPENDITURE	ADOPTED	AMENDED	YTD ACTUAL	ESTIMATED EXPENDITURES	DEPARTMENT REQUEST	FIRST SEL BUDGET	BOS BUDGET	BOF BUDGET			
Southbury share	65008	28,327	28,327	35,200	35,200	35,200	35,200	36,960	36,960	36,960	36,960	1,760	5.00%	65008
		-	-	-	-	-	-	-	-	-	-	-	N/A	
		-	-	-	-	-	-	-	-	-	-	-	N/A	
		-	-	-	-	-	-	-	-	-	-	-	N/A	
		-	-	-	-	-	-	-	-	-	-	-	N/A	
		-	-	-	-	-	-	-	-	-	-	-	N/A	
		-	-	-	-	-	-	-	-	-	-	-	N/A	
		-	-	-	-	-	-	-	-	-	-	-	N/A	
		-	-	-	-	-	-	-	-	-	-	-	N/A	
		-	-	-	-	-	-	-	-	-	-	-	N/A	
		-	-	-	-	-	-	-	-	-	-	-	N/A	
		-	-	-	-	-	-	-	-	-	-	-	N/A	
		-	-	-	-	-	-	-	-	-	-	-	N/A	
		-	-	-	-	-	-	-	-	-	-	-	N/A	
		-	-	-	-	-	-	-	-	-	-	-	N/A	
		-	-	-	-	-	-	-	-	-	-	-	N/A	
		-	-	-	-	-	-	-	-	-	-	-	N/A	
		-	-	-	-	-	-	-	-	-	-	-	N/A	
		-	-	-	-	-	-	-	-	-	-	-	N/A	
		-	-	-	-	-	-	-	-	-	-	-	N/A	
		-	-	-	-	-	-	-	-	-	-	-	N/A	
	TOTALS	28,327	28,327	35,200	35,200	35,200	35,200	36,960	36,960	36,960	36,960	1,760	5.00%	

**TOWN OF SOUTHBURY
FISCAL YEAR 2026-2027
DEPARTMENTAL OPERATING BUDGET (\$)**

DEPT:	Pomp. Water Auth.
DEPT NUM:	105

ACCT DESCRIPTION	ACCT OBJECT CODE	2023-2024	2024-2025	2025-2026		2026-2027 BUDGET				\$ CHANGE	% CHANGE	EXPLANATION		
		ACTUAL EXPENDITURE	ACTUAL EXPENDITURE	ADOPTED	AMENDED	YTD ACTUAL	ESTIMATED EXPENDITURES	DEPARTMENT REQUEST	FIRST SEL BUDGET				BOS BUDGET	BOF BUDGET
Operating	65008	-	-	100	100	-	-	100	100	100	100	-	0.00%	65008
		-	-	-	-	-	-	-	-	-	-	-	N/A	
		-	-	-	-	-	-	-	-	-	-	-	N/A	
		-	-	-	-	-	-	-	-	-	-	-	N/A	
		-	-	-	-	-	-	-	-	-	-	-	N/A	
		-	-	-	-	-	-	-	-	-	-	-	N/A	
		-	-	-	-	-	-	-	-	-	-	-	N/A	
		-	-	-	-	-	-	-	-	-	-	-	N/A	
		-	-	-	-	-	-	-	-	-	-	-	N/A	
		-	-	-	-	-	-	-	-	-	-	-	N/A	
		-	-	-	-	-	-	-	-	-	-	-	N/A	
		-	-	-	-	-	-	-	-	-	-	-	N/A	
		-	-	-	-	-	-	-	-	-	-	-	N/A	
		-	-	-	-	-	-	-	-	-	-	-	N/A	
		-	-	-	-	-	-	-	-	-	-	-	N/A	
		-	-	-	-	-	-	-	-	-	-	-	N/A	
		-	-	-	-	-	-	-	-	-	-	-	N/A	
		-	-	-	-	-	-	-	-	-	-	-	N/A	
		-	-	-	-	-	-	-	-	-	-	-	N/A	
		-	-	-	-	-	-	-	-	-	-	-	N/A	
		-	-	-	-	-	-	-	-	-	-	-	N/A	
	TOTALS	-	-	100	100	-	-	100	100	100	100	-	0.00%	

**TOWN OF SOUTHBURY
FISCAL YEAR 2026-2027
DEPARTMENTAL OPERATING BUDGET (\$)**

DEPT:	Senior Center
DEPT NUM:	110

ACCT DESCRIPTION	ACCT OBJECT CODE	2023-2024	2024-2025	2025-2026			2026-2027 BUDGET				\$ CHANGE	% CHANGE	EXPLANATION	
		ACTUAL EXPENDITURE	ACTUAL EXPENDITURE	ADOPTED	AMENDED	YTD ACTUAL	ESTIMATED EXPENDITURES	DEPARTMENT REQUEST	FIRST SEL BUDGET	BOS BUDGET				BOF BUDGET
SALARIES - DEPT. HEAD	60001	87,125	89,739	89,739	92,431	60,429	92,431	92,431	92,431	92,431	92,431	-	0.00%	60001
SALARIES-FULL TIME OTHE	60002	175,652	179,609	178,010	183,352	103,442	183,352	183,352	183,352	183,352	183,352	-	0.00%	60002
SALARIES-PART TIME	60003	52,636	68,898	122,991	132,058	89,223	132,058	145,276	145,276	145,276	145,276	13,218	10.01%	60003
SALARIES - OVERTIME	60004	385	421	500	500	293	500	500	500	500	500	-	0.00%	60004
DIAL A RIDE	64008	23,400	23,400	23,400	23,400	-	23,400	23,400	23,400	23,400	23,400	-	0.00%	64008
ELDERLY NUTRITION	64017	2,895	13,800	16,687	16,687	9,969	14,987	15,500	15,500	15,500	15,500	(1,187)	-7.11%	64017
VEHICLES OPERATING EXP	65005	27,010	20,158	20,275	20,275	9,110	21,475	22,175	22,175	22,175	22,175	1,900	9.37%	65005
OPERATING EXPENSES	65008	9,864	7,955	5,304	5,304	4,135	5,275	7,025	7,025	7,025	7,025	1,721	32.45%	65008
SENIOR ACTIVITIES	65024	49,450	53,520	68,400	68,400	36,695	68,400	73,000	73,000	73,000	73,000	4,600	6.73%	65024
		-	-	-	-	-	-	-	-	-	-	-	N/A	
		-	-	-	-	-	-	-	-	-	-	-	N/A	
		-	-	-	-	-	-	-	-	-	-	-	N/A	
		-	-	-	-	-	-	-	-	-	-	-	N/A	
		-	-	-	-	-	-	-	-	-	-	-	N/A	
		-	-	-	-	-	-	-	-	-	-	-	N/A	
	TOTALS	428,417	457,500	525,306	542,407	313,295	541,878	562,659	562,659	562,659	562,659	20,252	3.73%	

**TOWN OF SOUTHBURY
FISCAL YEAR 2026-2027
DEPARTMENTAL OPERATING BUDGET (\$)**

DEPT:	Historic Buildings
DEPT NUM:	111

ACCT DESCRIPTION	ACCT OBJECT CODE	2023-2024	2024-2025	2025-2026		2026-2027 BUDGET				\$ CHANGE	% CHANGE	EXPLANATION		
		ACTUAL EXPENDITURE	ACTUAL EXPENDITURE	ADOPTED	AMENDED	YTD ACTUAL	ESTIMATED EXPENDITURES	DEPARTMENT REQUEST	FIRST SEL BUDGET				BOS BUDGET	BOF BUDGET
Operating	65008	6,244	6,960	6,860	6,860	3,781	6,750	6,860	6,860	6,860	6,860	-	0.00%	65008
		-	-	-	-	-	-	-	-	-	-	-	N/A	
		-	-	-	-	-	-	-	-	-	-	-	N/A	
		-	-	-	-	-	-	-	-	-	-	-	N/A	
		-	-	-	-	-	-	-	-	-	-	-	N/A	
		-	-	-	-	-	-	-	-	-	-	-	N/A	
		-	-	-	-	-	-	-	-	-	-	-	N/A	
		-	-	-	-	-	-	-	-	-	-	-	N/A	
		-	-	-	-	-	-	-	-	-	-	-	N/A	
		-	-	-	-	-	-	-	-	-	-	-	N/A	
		-	-	-	-	-	-	-	-	-	-	-	N/A	
		-	-	-	-	-	-	-	-	-	-	-	N/A	
		-	-	-	-	-	-	-	-	-	-	-	N/A	
		-	-	-	-	-	-	-	-	-	-	-	N/A	
		-	-	-	-	-	-	-	-	-	-	-	N/A	
		-	-	-	-	-	-	-	-	-	-	-	N/A	
		-	-	-	-	-	-	-	-	-	-	-	N/A	
		-	-	-	-	-	-	-	-	-	-	-	N/A	
		-	-	-	-	-	-	-	-	-	-	-	N/A	
		-	-	-	-	-	-	-	-	-	-	-	N/A	
		-	-	-	-	-	-	-	-	-	-	-	N/A	
		-	-	-	-	-	-	-	-	-	-	-	N/A	
		-	-	-	-	-	-	-	-	-	-	-	N/A	
		-	-	-	-	-	-	-	-	-	-	-	N/A	
	TOTALS	6,244	6,960	6,860	6,860	3,781	6,750	6,860	6,860	6,860	6,860	-	0.00%	

**TOWN OF SOUTHBURY
FISCAL YEAR 2026-2027
DEPARTMENTAL OPERATING BUDGET (\$)**

DEPT:	Library
DEPT NUM:	112

ACCT DESCRIPTION	ACCT OBJECT CODE	2023-2024	2024-2025	2025-2026				2026-2027 BUDGET				\$ CHANGE	% CHANGE	EXPLANATION
		ACTUAL EXPENDITURE	ACTUAL EXPENDITURE	ADOPTED	AMENDED	YTD ACTUAL	ESTIMATED EXPENDITURES	DEPARTMENT REQUEST	FIRST SEL BUDGET	BOS BUDGET	BOF BUDGET			
SALARIES - DEPT. HEAD	60001	88,157	91,534	91,534	98,992	60,961	98,992	98,992	98,992	98,992	98,992	-	0.00%	60001
SALARIES-FULL TIME OTH	60002	368,473	381,106	384,022	429,367	243,839	388,850	449,092	449,092	449,092	449,092	19,726	4.59%	60002
SALARIES-PART TIME	60003	203,648	214,345	196,886	207,646	130,033	245,090	206,123	206,123	206,123	206,123	(1,523)	-0.73%	60003
BOOKS/AUDIO MATERIALS	63006	104,967	104,897	108,044	108,044	60,606	109,529	108,822	108,822	108,822	108,822	778	0.72%	63006
OPERATING EXPENSES	65008	62,031	55,859	62,825	62,825	61,781	65,441	65,994	65,994	60,994	60,994	(1,831)	-2.91%	65008
		-	-	-	-	-	-	-	-	-	-	-	N/A	
		-	-	-	-	-	-	-	-	-	-	-	N/A	
		-	-	-	-	-	-	-	-	-	-	-	N/A	
		-	-	-	-	-	-	-	-	-	-	-	N/A	
TOTALS		827,277	847,740	843,311	906,874	557,220	907,902	929,023	929,023	924,023	924,023	17,149	1.89%	

**TOWN OF SOUTHBURY
FISCAL YEAR 2026-2027
DEPARTMENTAL OPERATING BUDGET (\$)**

DEPT:	Park & Rec
DEPT NUM:	113

ACCT DESCRIPTION	ACCT OBJECT CODE	2023-2024	2024-2025	2025-2026				2026-2027 BUDGET				\$ CHANGE	% CHANGE	EXPLANATION
		ACTUAL EXPENDITURE	ACTUAL EXPENDITURE	ADOPTED	AMENDED	YTD ACTUAL	ESTIMATED EXPENDITURES	DEPARTMENT REQUEST	FIRST SEL BUDGET	BOS BUDGET	BOF BUDGET			
SALARIES-FULL TIME OTHE	60002	173,133	193,427	194,806	198,194	124,994	195,905	198,194	198,194	198,194	198,194	-	0.00%	60002
SALARIES-PART TIME	60003	251,810	322,720	238,276	238,276	198,390	238,276	248,826	248,826	248,826	248,826	10,550	4.43%	60003
SALARIES - OVERTIME	60004	1,250	1,250	4,000	4,000	1,754	4,000	2,000	2,000	2,000	2,000	(2,000)	-50.00%	60004
POOL MAINTENANCE	61004	19,900	7,457	24,000	24,000	11,318	13,293	20,520	20,520	20,520	20,520	(3,480)	-14.50%	61004
OPERATING EXPENSES	65008	29,778	29,646	31,759	31,758	12,946	33,763	38,349	38,349	38,349	38,349	6,591	20.75%	65008
AUTO REIMBURSEMENT	65023	145	500	500	500	115	-	400	400	400	400	(100)	-20.00%	65023
ACTIVITIES	65024	100,293	116,275	261,821	261,821	152,906	262,049	303,651	303,651	303,651	303,651	41,830	15.98%	65024
		-	-	-	-	-	-	-	-	-	-	-	N/A	
		-	-	-	-	-	-	-	-	-	-	-	N/A	
		-	-	-	-	-	-	-	-	-	-	-	N/A	
		-	-	-	-	-	-	-	-	-	-	-	N/A	
		-	-	-	-	-	-	-	-	-	-	-	N/A	
TOTALS		576,308	671,275	755,162	758,550	502,423	747,287	811,941	811,941	811,941	811,941	53,390	7.04%	

TOWN OF SOUTHBURY
FISCAL YEAR 2026-2027
DEPARTMENTAL OPERATING BUDGET (\$)

DEPT:	Other Comm. Activities
DEPT NUM:	114

ACCT DESCRIPTION	ACCT OBJECT CODE	2023-2024	2024-2025	2025-2026		2026-2027 BUDGET				\$ CHANGE	% CHANGE	EXPLANATION		
		ACTUAL EXPENDITURE	ACTUAL EXPENDITURE	ADOPTED	AMENDED	YTD ACTUAL	ESTIMATED EXPENDITURES	DEPARTMENT REQUEST	FIRST SEL BUDGET				BOS BUDGET	BOF BUDGET
Outreach service	65112	-	-	500	500	-	-	500	500	500	500	-	0.00%	65112
		-	-	-	-	-	-	-	-	-	-	-	N/A	
		-	-	-	-	-	-	-	-	-	-	-	N/A	
		-	-	-	-	-	-	-	-	-	-	-	N/A	
		-	-	-	-	-	-	-	-	-	-	-	N/A	
		-	-	-	-	-	-	-	-	-	-	-	N/A	
		-	-	-	-	-	-	-	-	-	-	-	N/A	
		-	-	-	-	-	-	-	-	-	-	-	N/A	
		-	-	-	-	-	-	-	-	-	-	-	N/A	
		-	-	-	-	-	-	-	-	-	-	-	N/A	
		-	-	-	-	-	-	-	-	-	-	-	N/A	
		-	-	-	-	-	-	-	-	-	-	-	N/A	
		-	-	-	-	-	-	-	-	-	-	-	N/A	
		-	-	-	-	-	-	-	-	-	-	-	N/A	
		-	-	-	-	-	-	-	-	-	-	-	N/A	
		-	-	-	-	-	-	-	-	-	-	-	N/A	
		-	-	-	-	-	-	-	-	-	-	-	N/A	
		-	-	-	-	-	-	-	-	-	-	-	N/A	
		-	-	-	-	-	-	-	-	-	-	-	N/A	
		-	-	-	-	-	-	-	-	-	-	-	N/A	
		-	-	-	-	-	-	-	-	-	-	-	N/A	
		-	-	-	-	-	-	-	-	-	-	-	N/A	
		-	-	-	-	-	-	-	-	-	-	-	N/A	
		-	-	-	-	-	-	-	-	-	-	-	N/A	
		-	-	-	-	-	-	-	-	-	-	-	N/A	
	TOTALS	-	-	500	500	-	-	500	500	500	500	-	0.00%	

**TOWN OF SOUTHBURY
FISCAL YEAR 2026-2027
DEPARTMENTAL OPERATING BUDGET (\$)**

DEPT:	Town Prop. Outside
DEPT NUM:	118

ACCT DESCRIPTION	ACCT OBJECT CODE	2023-2024	2024-2025	2025-2026				2026-2027 BUDGET				\$ CHANGE	% CHANGE	EXPLANATION
		ACTUAL EXPENDITURE	ACTUAL EXPENDITURE	ADOPTED	AMENDED	YTD ACTUAL	ESTIMATED EXPENDITURES	DEPARTMENT REQUEST	FIRST SEL BUDGET	BOS BUDGET	BOF BUDGET			
SALARIES-FULL TIME OTHE	60002	255,074	269,490	276,152	276,152	178,800	276,152	282,436	282,436	282,436	282,436	6,283	2.28%	60002
SALARIES-PART TIME	60003	62,625	30,578	69,280	69,280	28,989	72,080	72,800	72,800	72,800	72,800	3,520	5.08%	60003
SALARIES - OVERTIME	60004	14,423	21,971	24,500	24,500	20,115	24,500	25,063	25,063	25,063	25,063	563	2.30%	60004
GAS/DIESEL	62002	18,256	16,109	14,962	14,962	8,363	14,962	13,426	13,426	13,426	13,426	(1,536)	-10.27%	62002
TURF MANAGEMENT	62004	47,240	45,119	62,398	62,398	35,073	62,398	62,398	62,398	62,398	62,398	-	0.00%	62004
SETTLERS PARK	62006	16,537	(922)	-	-	-	-	-	-	-	-	-	N/A	
OPERATING EXPENSES	65008	74,020	80,007	95,551	95,551	41,176	95,551	95,551	95,551	95,551	95,551	-	0.00%	65008
SAFETY BOOTS	65016	567	283	750	750	-	750	750	750	750	750	-	0.00%	65016
		-	-	-	-	-	-	-	-	-	-	-	N/A	
		-	-	-	-	-	-	-	-	-	-	-	N/A	
		-	-	-	-	-	-	-	-	-	-	-	N/A	
		-	-	-	-	-	-	-	-	-	-	-	N/A	
TOTALS		488,742	462,634	543,593	543,593	312,516	546,393	552,424	552,424	552,424	552,424	8,831	1.62%	

**TOWN OF SOUTHBURY
FISCAL YEAR 2026-2027
DEPARTMENTAL OPERATING BUDGET (\$)**

DEPT:	Transfer Station
DEPT NUM:	119

ACCT DESCRIPTION	ACCT OBJECT CODE	2023-2024	2024-2025	2025-2026			2026-2027 BUDGET				\$ CHANGE	% CHANGE	EXPLANATION	
		ACTUAL EXPENDITURE	ACTUAL EXPENDITURE	ADOPTED	AMENDED	YTD ACTUAL	ESTIMATED EXPENDITURES	DEPARTMENT REQUEST	FIRST SEL BUDGET	BOS BUDGET				BOF BUDGET
SALARIES-FULL TIME OTHER	60002	103,007	158,542	180,094	180,094	55,002	146,390	184,717	184,717	184,717	184,717	4,623	2.57%	60002
SALARIES-PART TIME	60003	60,553	32,112	34,272	35,300	46,415	35,300	35,300	35,300	35,300	35,300	-	0.00%	60003
SALARIES - OVERTIME	60004	1,999	5,633	7,738	7,738	1,997	7,738	7,916	7,916	7,916	7,916	178	2.30%	60004
COMPACTOR MAINTENANCE	61008	842	-	-	-	-	-	-	-	-	-	-	N/A	61008
RECYCLING MAINTENANCE	61017	1,063	-	-	-	-	-	-	-	-	-	-	N/A	61017
HAZARDOUS WASTE DAY	61013	8,787	14,994	17,340	17,340	10,910	16,500	20,340	20,340	20,340	20,340	3,000	17.30%	61013
FUEL/OTHER	62002	7,222	4,291	9,728	9,728	1,366	6,944	9,017	9,017	9,017	9,017	(711)	-7.31%	62002
RENTAL EQUIPMENT	63004	1,476	4,428	8,440	8,440	2,214	8,440	8,440	8,440	8,440	8,440	-	0.00%	63004
HAULING	64003	230,820	254,048	318,793	318,793	183,283	298,392	315,584	315,584	285,584	285,584	(33,210)	-10.42%	64003
RECYCLING HAULING	64004	125,796	134,735	164,330	164,330	75,571	129,838	143,447	143,447	143,447	143,447	(20,883)	-12.71%	64004
DEMOLITION HAULING	64005	131,357	107,723	166,214	166,214	42,883	87,239	105,189	105,189	105,189	105,189	(61,025)	-36.71%	64005
OFFICE SUPPLIES	63005	263	-	-	-	-	-	-	-	-	-	-	N/A	63005
MONITORING WELLS	65004	13,065	16,529	23,000	23,000	21,658	20,750	23,000	23,000	23,000	23,000	-	0.00%	65004
OPERATING & MAINT. EQU	65008	15,763	20,430	27,570	27,570	21,153	27,570	27,570	27,570	27,570	27,570	-	0.00%	65008
SAFETY BOOTS	65016	150	150	450	450	-	450	450	450	450	450	-	0.00%	65016
		-	-	-	-	-	-	-	-	-	-	-	N/A	
		-	-	-	-	-	-	-	-	-	-	-	N/A	
TOTALS		702,163	753,614	957,970	958,998	462,453	785,551	880,970	880,970	850,970	850,970	(108,028)	-11.26%	

**TOWN OF SOUTHBURY
FISCAL YEAR 2026-2027
DEPARTMENTAL OPERATING BUDGET (\$)**

DEPT:	Highway
DEPT NUM:	120

ACCT DESCRIPTION	ACCT OBJECT CODE	2023-2024	2024-2025	2025-2026				2026-2027 BUDGET				\$ CHANGE	% CHANGE	EXPLANATION
		ACTUAL EXPENDITURE	ACTUAL EXPENDITURE	ADOPTED	AMENDED	YTD ACTUAL	ESTIMATED EXPENDITURES	DEPARTMENT REQUEST	FIRST SEL BUDGET	BOS BUDGET	BOF BUDGET			
SALARIES/OFFICE-3	60001	251,508	326,298	285,456	299,729	189,984	299,729	301,640	301,640	301,640	301,640	1,911	0.64%	60001
SALARIES-FULL TIME OTHE	60002	1,097,340	1,101,721	1,128,996	1,128,996	778,914	1,130,098	1,155,872	1,155,872	1,155,872	1,155,872	26,876	2.38%	60002
SALARIES- PART TIME	60003	-	2,364	6,404	6,404	-	6,404	6,404	6,404	6,404	6,404	-	0.00%	60003
SALARIES - OVERTIME	60004	113,947	189,423	153,541	153,541	166,513	153,541	178,234	178,234	178,234	178,234	24,692	16.08%	60004
EQUIPMENT MAINTENANC	61004	195,700	203,601	224,480	224,480	110,097	213,980	224,480	224,480	224,480	224,480	-	0.00%	61004
TRAFFIC LIGHTS	62000	10,439	12,036	24,960	24,960	6,467	15,800	24,960	24,960	24,960	24,960	-	0.00%	62000
FUEL/OTHER	62002	99,804	88,146	93,555	93,555	45,512	92,772	85,157	85,157	85,157	85,157	(8,398)	-8.98%	62002
RENTAL EQUIPMENT	63004	-	18,500	58,000	58,000	19,500	56,600	58,000	58,000	58,000	58,000	-	0.00%	63004
MATERIAL - DRAINAGE	63008	30,562	20,597	23,116	23,116	8,018	21,844	23,116	23,116	23,116	23,116	-	0.00%	63008
MATERIAL - PAVING	63010	14,962	42,207	50,250	50,250	21,121	45,450	50,250	50,250	50,250	50,250	-	0.00%	63010
MS4 SAMPLING	63011	17,438	18,638	59,800	59,800	43,745	59,800	59,800	59,800	59,800	59,800	-	0.00%	63011
HIGHWAY SAFETY	63012	61,745	60,968	53,200	53,200	25,410	48,350	53,200	53,200	53,200	53,200	-	0.00%	63012
STREETSCAPE MAINTENAN	61014	17,682	16,859	32,000	32,000	8,174	29,500	32,000	32,000	32,000	32,000	-	0.00%	61014
SALT & SAND	61015	170,782	356,140	317,664	317,664	188,923	293,393	293,393	293,393	293,393	293,393	(24,271)	-7.64%	61015
SAFETY BOOTS	65016	960	1,175	2,850	2,850	900	2,850	2,850	2,850	2,850	2,850	-	0.00%	65016
								-	-	-	-	-	N/A	
TOTALS		2,082,868	2,458,674	2,514,273	2,528,545	1,613,277	2,470,112	2,549,356	2,549,356	2,549,356	2,549,356	20,810	0.82%	

**TOWN OF SOUTHBURY
FISCAL YEAR 2026-2027
DEPARTMENTAL OPERATING BUDGET (\$)**

DEPT:	Contingency
DEPT NUM:	130

ACCT DESCRIPTION	ACCT OBJECT CODE	2023-2024	2024-2025	2025-2026			2026-2027 BUDGET				\$ CHANGE	% CHANGE	EXPLANATION	
		ACTUAL EXPENDITURE	ACTUAL EXPENDITURE	ADOPTED	AMENDED	YTD ACTUAL	ESTIMATED EXPENDITURES	DEPARTMENT REQUEST	FIRST SEL BUDGET	BOS BUDGET				BOF BUDGET
Contingency	65090	85,000	61,088	150,000	150,000	15,060	95,000	150,000	150,000	150,000	150,000	-	0.00%	65090
		-	-	-	-	-	-	-	-	-	-	-	N/A	
		-	-	-	-	-	-	-	-	-	-	-	N/A	
		-	-	-	-	-	-	-	-	-	-	-	N/A	
		-	-	-	-	-	-	-	-	-	-	-	N/A	
		-	-	-	-	-	-	-	-	-	-	-	N/A	
		-	-	-	-	-	-	-	-	-	-	-	N/A	
		-	-	-	-	-	-	-	-	-	-	-	N/A	
		-	-	-	-	-	-	-	-	-	-	-	N/A	
		-	-	-	-	-	-	-	-	-	-	-	N/A	
		-	-	-	-	-	-	-	-	-	-	-	N/A	
		-	-	-	-	-	-	-	-	-	-	-	N/A	
		-	-	-	-	-	-	-	-	-	-	-	N/A	
		-	-	-	-	-	-	-	-	-	-	-	N/A	
		-	-	-	-	-	-	-	-	-	-	-	N/A	
		-	-	-	-	-	-	-	-	-	-	-	N/A	
		-	-	-	-	-	-	-	-	-	-	-	N/A	
		-	-	-	-	-	-	-	-	-	-	-	N/A	
		-	-	-	-	-	-	-	-	-	-	-	N/A	
		-	-	-	-	-	-	-	-	-	-	-	N/A	
		-	-	-	-	-	-	-	-	-	-	-	N/A	
		-	-	-	-	-	-	-	-	-	-	-	N/A	
		-	-	-	-	-	-	-	-	-	-	-	N/A	
		-	-	-	-	-	-	-	-	-	-	-	N/A	
		-	-	-	-	-	-	-	-	-	-	-	N/A	
		-	-	-	-	-	-	-	-	-	-	-	N/A	
		-	-	-	-	-	-	-	-	-	-	-	N/A	
	TOTALS	85,000	61,088	150,000	150,000	15,060	95,000	150,000	150,000	150,000	150,000	-	0.00%	

**TOWN OF SOUTHBURY
FISCAL YEAR 2026-2027
DEPARTMENTAL OPERATING BUDGET (\$)**

DEPT:	Refunds
DEPT NUM:	131

ACCT DESCRIPTION	ACCT OBJECT CODE	2023-2024	2024-2025	2025-2026				2026-2027 BUDGET				\$ CHANGE	% CHANGE	EXPLANATION
		ACTUAL EXPENDITURE	ACTUAL EXPENDITURE	ADOPTED	AMENDED	YTD ACTUAL	ESTIMATED EXPENDITURES	DEPARTMENT REQUEST	FIRST SEL BUDGET	BOS BUDGET	BOF BUDGET			
Refunds - Misc.	65044	8,306	15,000	15,000	15,000	6,303	15,000	15,000	15,000	15,000	15,000	-	0.00%	65044
Refunds - Tax	65045	165,590	118,859	100,000	100,000	100,000	110,000	100,000	100,000	100,000	100,000	-	0.00%	65045
		-	-	-	-	-	-	-	-	-	-	-	N/A	
		-	-	-	-	-	-	-	-	-	-	-	N/A	
		-	-	-	-	-	-	-	-	-	-	-	N/A	
		-	-	-	-	-	-	-	-	-	-	-	N/A	
		-	-	-	-	-	-	-	-	-	-	-	N/A	
		-	-	-	-	-	-	-	-	-	-	-	N/A	
		-	-	-	-	-	-	-	-	-	-	-	N/A	
		-	-	-	-	-	-	-	-	-	-	-	N/A	
		-	-	-	-	-	-	-	-	-	-	-	N/A	
		-	-	-	-	-	-	-	-	-	-	-	N/A	
		-	-	-	-	-	-	-	-	-	-	-	N/A	
		-	-	-	-	-	-	-	-	-	-	-	N/A	
		-	-	-	-	-	-	-	-	-	-	-	N/A	
		-	-	-	-	-	-	-	-	-	-	-	N/A	
		-	-	-	-	-	-	-	-	-	-	-	N/A	
		-	-	-	-	-	-	-	-	-	-	-	N/A	
		-	-	-	-	-	-	-	-	-	-	-	N/A	
		-	-	-	-	-	-	-	-	-	-	-	N/A	
TOTALS		173,896	133,859	115,000	115,000	106,303	125,000	115,000	115,000	115,000	115,000	-	0.00%	

**TOWN OF SOUTHBURY
FISCAL YEAR 2026-2027
DEPARTMENTAL OPERATING BUDGET (\$)**

DEPT:	Capital
DEPT NUM:	Various

ACCT DESCRIPTION	ACCT OBJECT CODE	2023-2024	2024-2025	2025-2026		2026-2027 BUDGET				\$ CHANGE	% CHANGE	EXPLANATION		
		ACTUAL EXPENDITURE	ACTUAL EXPENDITURE	ADOPTED	AMENDED	YTD ACTUAL	ESTIMATED EXPENDITURES	DEPARTMENT REQUEST	FIRST SEL BUDGET				BOS BUDGET	BOF BUDGET
Capital all departments	400-600	36,000	11,000	31,093	31,093	6,591	24,502	371,200	35,000	28,000	28,000	(3,093)	-9.95%	Capital Requests
		-	-	-	-	-	-	-	-	-	-	-	N/A	
		-	-	-	-	-	-	-	-	-	-	-	N/A	
		-	-	-	-	-	-	-	-	-	-	-	N/A	
		-	-	-	-	-	-	-	-	-	-	-	N/A	
		-	-	-	-	-	-	-	-	-	-	-	N/A	
		-	-	-	-	-	-	-	-	-	-	-	N/A	
		-	-	-	-	-	-	-	-	-	-	-	N/A	
		-	-	-	-	-	-	-	-	-	-	-	N/A	
		-	-	-	-	-	-	-	-	-	-	-	N/A	
		-	-	-	-	-	-	-	-	-	-	-	N/A	
		-	-	-	-	-	-	-	-	-	-	-	N/A	
		-	-	-	-	-	-	-	-	-	-	-	N/A	
		-	-	-	-	-	-	-	-	-	-	-	N/A	
		-	-	-	-	-	-	-	-	-	-	-	N/A	
		-	-	-	-	-	-	-	-	-	-	-	N/A	
		-	-	-	-	-	-	-	-	-	-	-	N/A	
		-	-	-	-	-	-	-	-	-	-	-	N/A	
		-	-	-	-	-	-	-	-	-	-	-	N/A	
		-	-	-	-	-	-	-	-	-	-	-	N/A	
		-	-	-	-	-	-	-	-	-	-	-	N/A	
		-	-	-	-	-	-	-	-	-	-	-	N/A	
		-	-	-	-	-	-	-	-	-	-	-	N/A	
TOTALS		36,000	11,000	31,093	31,093	6,591	24,502	371,200	371,200	364,200	364,200	333,107	1071.32%	

Area	Fiscal Year																						
	24-25	25-26	26-27	27-28	28-29	29-30	30-31	31-32	32-33	33-34	34-35	35-36	36-37	37-38	38-39	39-40	40-41	41-42	42-43	43-44	44-45	45-46	
Public Works	812	202	-	-	56	212	276	580	536	1,053	969	671	581	533	159	230	387	116	739	-	970	474	
Police Department	285	146	-	297	226	346	210	-	348	276	421	216	-	405	335	513	295	-	476	408	-	320	
Fire Department	1,025	2,000	240	-	196	-	-	-	-	1,493	-	258	-	1,200	116	-	-	-	340	336	168	2,034	
Town Properties	-	121	89	-	-	-	-	-	54	72	180	72	131	-	-	-	-	-	107	266	-	216	
Other Town Vehicles	30	54	-	13	88	-	36	65	-	43	-	47	-	-	183	-	-	-	15	52	93	-	
Senior Services	162	84	-	-	-	-	111	120	240	124	-	-	-	-	-	-	164	177	355	184	-	-	
Total	2,314	2,607	329	310	566	558	633	764	1,177	3,018	1,613	1,217	760	2,138	793	743	847	294	2,032	1,246	1,231	3,044	
Fiscal Year																							
A. FISCAL YEAR REPLACEMENT COST (UNADJUSTED)	2,314	2,607	329	310	566	558	633	764	1,177	3,018	1,613	1,217	760	2,138	793	743	847	294	2,032	1,246	1,231	3,044	
B. FUND BALANCE - START OF YEAR	0.075	2,796	2,605	749	1,227	1,783	2,147	2,588	3,030	3,420	3,484	1,805	1,631	1,961	2,863	2,512	3,638	4,957	6,324	8,406	8,929	10,429	12,147
C. Budget Funding	700	753	809	870	935	1,005	1,080	1,161	1,248	1,342	1,443	1,551	1,667	1,792	1,927	2,071	2,227	2,394	2,573	2,766	2,973	3,197	
D. LESS REPLACEMENT COST	1190	2,314	2,607	329	310	566	633	764	1,177	3,018	1,613	1,217	760	2,138	793	743	847	294	2,032	1,246	1,231	3,044	
E. PLUS INTEREST (V/R x B)	2	2	2	4	4	5	6	7	7	4	3	4	6	5	7	10	13	17	18	21	24	25	
One-time unassigned fund	400																						
ARPA Funding - Ladder Truck																							
Debt Service	1,025																						
G. FUND BALANCE - YR END	2,605	749	1,227	1,783	2,147	2,588	3,030	3,420	3,484	1,805	1,631	1,961	2,863	2,512	3,638	4,957	6,324	8,406	8,929	10,429	12,147	12,274	

INTEREST ON AVERAGE FUND BALANCE ESTIMATED TO BE AT .2% PER YEAR ON BEGINNING FUND BALANCE.

Summary: Per Financing Southbury, the vehicle replacement program is pay-as-you-go. The Administration with approval of the Board of Selectman and Board of Finance may add items to current years approved list provided the added item does not exceed the balance in the relevant funding year.

TOWN OF SOUTHBURY
FISCAL YEAR 2026-2027
DEPARTMENTAL OPERATING BUDGET (\$)

DEPT: Infrastructure / Long Term Capital
DEPT NUM: 107

ACCT DESCRIPTION	ACCT OBJECT CODE	2023-2024	2024-2025	2025-2026				2026-2027 BUDGET				\$ CHANGE	% CHANGE	EXPLANATION
		ACTUAL EXPENDITURE	ACTUAL EXPENDITURE	ADOPTED	AMENDED	YTD ACTUAL	ESTIMATED EXPENDITURES	DEPARTMENT REQUEST	FIRST SEL BUDGET	BOS BUDGET	BOF BUDGET			
Reserve Fund	68060	249,463	261,936	275,033	275,033	275,033	275,033	288,784	288,784	288,784	288,784	13,751	5.00%	Plan
		-	-	-	-	-	-	-	-	-	-	-	N/A	
		-	-	-	-	-	-	-	-	-	-	-	N/A	
		-	-	-	-	-	-	-	-	-	-	-	N/A	
		-	-	-	-	-	-	-	-	-	-	-	N/A	
		-	-	-	-	-	-	-	-	-	-	-	N/A	
		-	-	-	-	-	-	-	-	-	-	-	N/A	
		-	-	-	-	-	-	-	-	-	-	-	N/A	
		-	-	-	-	-	-	-	-	-	-	-	N/A	
		-	-	-	-	-	-	-	-	-	-	-	N/A	
		-	-	-	-	-	-	-	-	-	-	-	N/A	
		-	-	-	-	-	-	-	-	-	-	-	N/A	
		-	-	-	-	-	-	-	-	-	-	-	N/A	
		-	-	-	-	-	-	-	-	-	-	-	N/A	
		-	-	-	-	-	-	-	-	-	-	-	N/A	
		-	-	-	-	-	-	-	-	-	-	-	N/A	
		-	-	-	-	-	-	-	-	-	-	-	N/A	
		-	-	-	-	-	-	-	-	-	-	-	N/A	
		-	-	-	-	-	-	-	-	-	-	-	N/A	
		-	-	-	-	-	-	-	-	-	-	-	N/A	
		-	-	-	-	-	-	-	-	-	-	-	N/A	
		-	-	-	-	-	-	-	-	-	-	-	N/A	
		-	-	-	-	-	-	-	-	-	-	-	N/A	
		-	-	-	-	-	-	-	-	-	-	-	N/A	
		-	-	-	-	-	-	-	-	-	-	-	N/A	
		-	-	-	-	-	-	-	-	-	-	-	N/A	
TOTALS		249,463	261,936	275,033	275,033	275,033	275,033	288,784	288,784	288,784	288,784	13,751	5.00%	

Town of Southbury CT
 Infrastructure Budget & Reserve
 15 year Plan

Area	Fiscal Year																
	23-24	24-25	25-26	26-27	27-28	29-29	30-31	31-32	32-33	33-34	34-35	35-36	36-37	37-38	38-39	40-41	41-42
Community Bldg	-	29,000	27,000	13,100	68,723	1,000	11,000	13,500	21,000	1,000	1,000	154,500	21,500	16,000	16,000	16,000	53,500
Fire Department	-	60,355	85,875	11,500	58,156	5,000	21,000	50,000	5,000	80,000	111,941	5,000	45,000	10,000	10,000	10,000	10,000
Library	55,963	1,000	852,500	2,750	67,275	20,700	34,100	13,700	54,000	29,950	34,400	177,100	204,800	20,000	5,200	5,400	80,500
Police Department	61,825	52,500	29,500	55,000	27,879	-	12,500	-	12,500	-	5,500	17,500	20,000	55,000	-	-	60,000
Public Works	15,000	139,858	116,000	92,000	45,539	27,500	60,000	350,000	12,500	-	12,702	5,000	5,500	106,000	106,500	107,000	238,500
Town Hall	-	98,982	65,750	136,250	113,458	13,750	88,750	17,250	13,750	13,750	71,935	28,750	37,150	430,750	15,750	15,750	80,750
Animal Control	3,000	12,000	40,000	5,000	10,000	4,000	38,500	15,500	-	-	-	-	-	-	-	-	38,000
Streetscape	76,000	43,750	10,000	10,000	51,000	-	-	-	175,000	45,000	10,000	10,000	-	-	40,000	35,000	-
Parks	50,000	60,666	440,000	388,500	357,500	-	60,000	40,000	25,000	45,000	15,000	50,000	-	-	-	55,000	35,000
Historic Bldgs	17,250	6,250	38,850	15,250	1,000	10,500	3,000	27,925	103,500	-	-	-	7,500	39,200	3,000	-	-
Total Annual	279,038	504,361	1,705,475	729,350	800,529	82,450	328,850	527,875	422,250	214,700	262,478	447,850	341,450	676,950	196,450	244,150	596,250
Total Cum.	279,038	783,398	2,488,873	3,218,223	4,018,753	4,101,203	4,430,053	4,957,928	5,380,178	5,594,878	5,857,356	6,305,206	6,646,656	7,323,606	7,520,056	7,764,206	8,360,456
Reserve account BB	611,486	581,911	339,486	159,044	168,478	158,172	394,107	399,561	222,705	169,025	341,323	485,194	464,009	570,559	364,008	661,477	935,942
One-time addition				450,000	300,000												
FEMA / Debt Service			1,250,000														
ARPA					187,000												
5% Budget Funding	249,463	261,936	275,033	288,784	303,223	318,385	334,304	351,019	368,570	386,998	406,348	426,666	447,999	470,399	493,919	518,615	544,546
464,470 Uses	279,038	504,361	1,705,475	729,350	800,529	82,450	328,850	527,875	422,250	214,700	262,478	447,850	341,450	676,950	196,450	244,150	596,250
Unassigned transfer																	
Balance EB	581,911	339,486	159,044	168,478	158,172	394,107	399,561	222,705	169,025	341,323	485,194	464,009	570,559	364,008	661,477	935,942	884,237

Budget line	249,463	261,936	275,033	288,784	303,223	318,385	334,304	351,019	368,570	386,998	406,348	426,666	447,999	470,399	493,919	518,615	544,546
-------------	---------	---------	---------	---------	---------	---------	---------	---------	---------	---------	---------	---------	---------	---------	---------	---------	---------

	Replacements	Annual Maintenance
Original cost buildings	20,459,037	204,590.37
	1%	0.400%
	81,836	81,836

Summary: Per Financing Southbury, the infrastructure program is pay-as-you-go. The Administration with approval of the Board of Selectman and Board of Finance may add items to current years approved list provided the added item does not exceed the balance in the relevant funding year.

**TOWN OF SOUTHBURY
FISCAL YEAR 2026-2027
DEPARTMENTAL OPERATING BUDGET (\$)**

DEPT:	Debt
DEPT NUM:	052

ACCT DESCRIPTION	ACCT OBJECT CODE	2023-2024	2024-2025	2025-2026		2026-2027 BUDGET				\$ CHANGE	% CHANGE	EXPLANATION		
		ACTUAL EXPENDITURE	ACTUAL EXPENDITURE	ADOPTED	AMENDED	YTD ACTUAL	ESTIMATED EXPENDITURES	DEPARTMENT REQUEST	FIRST SEL BUDGET				BOS BUDGET	BOF BUDGET
Annual debt servicing plan	68100	329,912	326,484	343,278	343,278	343,278	343,278	343,278	343,278	343,278	343,278	0	0.00%	Debt Calculator
		-	-	-	-	-	-	-	-	-	-	-	N/A	
		-	-	-	-	-	-	-	-	-	-	-	N/A	
		-	-	-	-	-	-	-	-	-	-	-	N/A	
		-	-	-	-	-	-	-	-	-	-	-	N/A	
		-	-	-	-	-	-	-	-	-	-	-	N/A	
		-	-	-	-	-	-	-	-	-	-	-	N/A	
		-	-	-	-	-	-	-	-	-	-	-	N/A	
		-	-	-	-	-	-	-	-	-	-	-	N/A	
		-	-	-	-	-	-	-	-	-	-	-	N/A	
		-	-	-	-	-	-	-	-	-	-	-	N/A	
		-	-	-	-	-	-	-	-	-	-	-	N/A	
		-	-	-	-	-	-	-	-	-	-	-	N/A	
		-	-	-	-	-	-	-	-	-	-	-	N/A	
		-	-	-	-	-	-	-	-	-	-	-	N/A	
		-	-	-	-	-	-	-	-	-	-	-	N/A	
		-	-	-	-	-	-	-	-	-	-	-	N/A	
		-	-	-	-	-	-	-	-	-	-	-	N/A	
		-	-	-	-	-	-	-	-	-	-	-	N/A	
		-	-	-	-	-	-	-	-	-	-	-	N/A	
		-	-	-	-	-	-	-	-	-	-	-	N/A	
		-	-	-	-	-	-	-	-	-	-	-	N/A	
		-	-	-	-	-	-	-	-	-	-	-	N/A	
TOTALS		329,912	326,484	343,278	343,278	343,278	343,278	343,278	343,278	343,278	343,278	0	0.00%	

**TOWN OF SOUTHBURY
FISCAL YEAR 2026-2027
DEPARTMENTAL OPERATING BUDGET (\$)**

DEPT:	Roads & Bridges
DEPT NUM:	101

ACCT DESCRIPTION	ACCT OBJECT CODE	2023-2024	2024-2025	2025-2026				2026-2027 BUDGET				\$ CHANGE	% CHANGE	EXPLANATION
		ACTUAL EXPENDITURE	ACTUAL EXPENDITURE	ADOPTED	AMENDED	YTD ACTUAL	ESTIMATED EXPENDITURES	DEPARTMENT REQUEST	FIRST SEL BUDGET	BOS BUDGET	BOF BUDGET			
Roads	569003	1,437,508	1,487,976	1,643,049	1,643,049	1,643,049	1,643,049	1,605,610	1,605,610	1,605,610	1,605,610	(37,439)	-2.28%	Roads
		-	-	-	-	-	-	-	-	-	-	-	N/A	
Bridges	569003	250,000	250,000	262,500	262,500	262,500	262,500	275,625	275,625	275,625	275,625	13,125	5.00%	Bridges
		-	-	-	-	-	-	-	-	-	-	-	N/A	
		-	-	-	-	-	-	-	-	-	-	-	N/A	
		-	-	-	-	-	-	-	-	-	-	-	N/A	
		-	-	-	-	-	-	-	-	-	-	-	N/A	
		-	-	-	-	-	-	-	-	-	-	-	N/A	
		-	-	-	-	-	-	-	-	-	-	-	N/A	
		-	-	-	-	-	-	-	-	-	-	-	N/A	
		-	-	-	-	-	-	-	-	-	-	-	N/A	
		-	-	-	-	-	-	-	-	-	-	-	N/A	
		-	-	-	-	-	-	-	-	-	-	-	N/A	
		-	-	-	-	-	-	-	-	-	-	-	N/A	
		-	-	-	-	-	-	-	-	-	-	-	N/A	
		-	-	-	-	-	-	-	-	-	-	-	N/A	
		-	-	-	-	-	-	-	-	-	-	-	N/A	
		-	-	-	-	-	-	-	-	-	-	-	N/A	
		-	-	-	-	-	-	-	-	-	-	-	N/A	
		-	-	-	-	-	-	-	-	-	-	-	N/A	
		-	-	-	-	-	-	-	-	-	-	-	N/A	
TOTALS		1,687,508	1,737,976	1,905,549	1,905,549	1,905,549	1,905,549	1,881,235	1,881,235	1,881,235	1,881,235	(24,314)	-1.28%	

Working

Town of Southbury - Road Budget		Walkforward	2025-2026	Budget	Actual	Encumbrance	Total Spend	Remaining	2026-2027	2027-2028	2028-2029	2029-2030	2030-2031
Road Maintenance													
40900	67063	64,398	100,000	164,398	73,788	-	73,788	90,610	103,000	106,090	109,273	112,551	115,927
40900	67100	67,554	50,000	117,554	-	-	-	117,554	60,000	61,800	63,654	65,564	67,531
40900	67065	140,930	-	140,930	-	-	-	140,930	60,000	61,800	63,654	65,564	67,531
40900	67029	28,267	25,000	53,267	-	1,431	1,431	51,836	25,750	26,523	27,318	28,138	28,982
40900	67086	39,670	45,000	84,670	1,533	25,987	27,520	57,150	46,350	47,741	49,173	50,648	52,167
40900	67080	106,050	-	106,050	1,100	-	1,100	104,950	50,000	51,500	53,045	54,636	56,275
40900	67081	170,078	250,000	420,078	46,480	80,969	127,449	292,629	257,500	265,225	273,182	281,377	289,819
40900		-	-	-	-	-	-	-	-	-	-	-	-
40900		-	-	-	-	-	-	-	-	-	-	-	-
40900		-	-	-	-	-	-	-	-	-	-	-	-
40900	67019	98,245	100,000	198,245	3,101	-	3,101	195,144	103,000	106,090	109,273	112,551	115,927
40900	67083	127,632	60,000	187,632	6,600	114,981	121,581	66,051	61,800	63,654	65,564	67,531	69,556
40900	67064	60,778	600,000	660,778	488,323	171,878	660,201	577	350,000	360,500	371,315	382,454	393,928
40900	67138	10,000	-	10,000	-	-	-	10,000	-	30,000	-	-	35,000
Subtotal Road Maintenance		913,602	1,230,000	2,143,602	620,925	395,246	1,016,171	1,127,431	1,117,400	1,180,922	1,185,450	1,221,013	1,292,644
Road Projects													
40900	67139	266,199	-	266,199	-	-	-	266,199	-	-	-	-	-
40900	67022	41,982	(41,982)	-	-	-	-	-	-	-	-	-	-
40900	67026	189,140	-	189,140	-	60,182	60,182	128,958	-	-	-	-	-
40900	67078	18,102	-	18,102	-	-	-	18,102	-	-	-	-	-
40900	67118	30,522	-	30,522	-	-	-	30,522	-	-	-	-	-
40900	67130	26,621	-	26,621	-	-	-	26,621	-	-	-	-	-
40900	67133	40,710	(40,710)	-	-	-	-	-	-	-	-	-	-
40900	2026	-	793,615	793,615	-	-	-	793,615	-	-	-	-	-
40900	2026	-	495,740	495,740	489,410	4,302	493,712	2,028	-	-	-	-	-
40900	2029	-	-	-	-	-	-	-	134,901	-	-	-	-
40900	2031	-	-	-	-	-	-	-	543,210	-	-	-	-
40900	2029	-	-	-	-	-	-	-	620,234	-	-	-	-
40900	2026	-	-	-	-	-	-	-	-	570,052	-	-	-
40900	2028	-	-	-	-	-	-	-	-	790,999	-	-	-
40900	2027	-	-	-	-	-	-	-	-	883,115	909,608	-	-
40900	2027	-	-	-	-	-	-	-	-	-	52,783	-	-
40900	2029	-	-	-	-	-	-	-	-	-	83,782	-	-
40900	2029	-	-	-	-	-	-	-	-	-	161,115	-	-
40900	2029	-	-	-	-	-	-	-	-	-	184,456	-	-
40900	2027	-	-	-	-	-	-	-	-	-	207,696	-	-
40900	2030	-	-	-	-	-	-	-	-	-	-	617,517	-
40900	2030	-	-	-	-	-	-	-	-	-	-	1,149,048	-
40900	2028	-	-	-	-	-	-	-	-	-	-	-	710,553
40900	2030	-	-	-	-	-	-	-	-	-	-	-	1,144,446
40900	2029	-	-	-	-	-	-	-	-	-	-	-	-
40900	2031	-	-	-	-	-	-	-	-	-	-	-	-
40900	2031	-	-	-	-	-	-	-	-	-	-	-	-
40900	2030	-	-	-	-	-	-	-	-	-	-	-	-
40900	2030	-	-	-	-	-	-	-	-	-	-	-	-
40900	2030	-	-	-	-	-	-	-	-	-	-	-	-
40900	2030	-	-	-	-	-	-	-	-	-	-	-	-
40900	2029	-	-	-	-	-	-	-	-	-	-	-	-
40900	2030	-	-	-	-	-	-	-	-	-	-	-	-
40900	2031	-	-	-	-	-	-	-	-	-	-	-	-
40900	2028	-	-	-	-	-	-	-	-	-	-	-	-
40900	2030	-	-	-	-	-	-	-	-	-	-	-	-
40900	2031	-	-	-	-	-	-	-	-	-	-	-	-
40900	2028	-	-	-	-	-	-	-	-	-	-	-	-
40900	2031	-	-	-	-	-	-	-	-	-	-	-	-
Subtotal Road Projects		613,277	1,206,664	1,819,940	489,410	64,484	553,894	1,266,046	1,298,345	2,244,166	1,599,440	1,766,565	1,854,999
Total expenditures		1,526,879	2,436,664	3,963,542	1,110,335	459,730	1,570,065	2,393,477	2,415,745	3,425,088	2,784,890	2,987,578	3,147,643
Debt Service / Storm Event			793,615	793,615	-	-	-	793,615	755,135	790,999	-	-	-
Road Maintenance Carryforward			-	-	-	-	-	-	55,000	-	-	-	-
Total Budget		1,526,879	1,643,049	3,169,927	1,110,335	459,730	1,570,065	1,599,862	1,605,610	2,634,089	2,784,890	2,987,578	3,147,643

Town of Southbury
 Bridge Reserve
 Inflation factor:

0.03

	Cost Basis	RSL	Budget 2025	Budget 2026	Budget 2027	Budget 2028	Budget 2029	Budget 2030	Budget 2031	Budget 2032	Budget 2033	Budget 2034	Budget 2035
Carryover			1,947,949	1,495,380	1,022,653	253,858	543,264	140,770	148,393	190,719	406,372	635,531	878,951
Additional funding			-	-	-	-	500,000	500,000					
Debt Service / FEMA						4,470,510							
State Reimbursements				653,565	927,000								
Annual appropriation		0.05	250,000	262,500	275,625	289,406	303,877	319,070	335,024	351,775	369,364	387,832	407,224
Beginning balance			2,197,949	2,411,445	2,225,278	5,013,774	1,347,141	959,840	483,417	542,494	775,736	1,023,363	1,286,175

BRIDGE INSPECTIONS				14,000	14,420	14,853	15,298	15,757	16,230	16,717	17,218	17,735	18,267
BRIDGE MAINTENANCE				100,000	103,000	106,090	109,273	112,551	115,927	119,405	122,987	126,677	130,477

BRIDGE #	ROAD	WATERCOURSE	LOCATION	ANTICIPATED FUNDING											
04465	RIVER ROAD	POMPERAUG RIVER	NEAR I-84 EXIT 13	80% Fed/20% Town	3,115,207	51									
04466	FLOOD BRIDGE ROAD	POMPERAUG RIVER	1/4 MI WEST OF SO MAIN ST	80% Fed/20% Town	969,613	12									
05029	POVERTY ROAD	POMPERAUG RIVER	0.6 MI WEST INT S.MAIN ST	100% Fed	7,926,000	1									
05031	EAST FLAT HILL RD	TRANSYLVANIA BROOK	.5 MI WEST OF ROUTE 172	80% Fed/20% Town	449,285	53									
05032	SPRUCE BROOK ROAD	TRANSYLVANIA BROOK	650FT WEST OF RTE 172 INT	80% Fed/20% Town	-	42									
05033	LAKEMERE DRIVE	LEE BROOK	3 MI S TROOP A BARRACKS	80% Fed/20% Town	453,107	34									
05034	HERITAGE ROAD	POMPERAUG RIVER	.5 MI WEST OF ROUTE 6	50% State/50% Town	4,029,126	13									
05541	BRISTOL TOWN ROAD	EIGHT MILE BROOK	500' EAST FROM ROUTE 188	80% Fed/20% Town	355,888	30									
06930	SCOUT ROAD	LEE BROOK	100 FT W OF LEE FARM DR	80% Fed/20% Town	366,594	24									
07012	SPRUCE BROOK ROAD	TRANSYLVANIA BRK OVRFLOW	300' WEST OF ROUTE 172	80% Fed/20% Town	603,032	42									
130001	LUMM LOT ROAD	STREAM	0.2 MI S OF CHESTNUT TREE	50% State/50% Town	329,872	25									
130005	CHURCH ROAD	BULLETT HILL BROOK	0.0 MI E OF OLD WTRBRY RD	50% State/50% Town	618,510	22									
130008	OAK TREE ROAD	S BR BULLETT HILL BROOK	0 MI E OF BULLETT HILL RD	50% State/50% Town	298,056	40									
130013	PURCHASE BROOK ROAD	PURCHASE BROOK	0.3 MI S OF W FLAT HILL R	50% State/50% Town	702,569	0	702,569								
130014	EAST FLAT HILL ROAD	STREAM	0.7 MI W OF SR 172	50% State/50% Town	493,252	17									
130015	MAIN STREET SOUTH	STREAM	0.2 MI S OF FLOOD BRIDGE	50% State/50% Town	1,415,960	23									
130016	PETER ROAD	STREAM	0.0 MI N OF RUSSELL ROAD	50% State/50% Town	599,060	16									
130019	PLASTER HOUSE ROAD	JEREMY BROOK	0.0 MI E OF JRMV SWMP RD	50% State/50% Town	281,100	44									
130022	RIVER ROAD #1	STREAM	0.0 MI E OF PRCHSE BRK RD	50% State/50% Town	138,484	5			160,541						
130023	RIVER ROAD #1	LITTLE POOTATUCK BROOK	0.1 MI S OF S FLAT HILL R	50% State/50% Town	504,922	29									
130024	LAKESIDE ROAD	LEE BROOK	0.1 MI N OF LEE FARM DR	50% State/50% Town	664,412	18									
130026	BROWN BROOK ROAD	TURRILL BROOK	.3 MILE N OF TURRILL BROOK	50% State/50% Town	303,420	20									
130027	BUCKS HILL ROAD	WALNUT HILL BROOK	0 MILE N OF WATCH HILL DR	50% State/50% Town	450,000	4	927,000								
130028	COOPER HILL ROAD	STREAM	.1 MILE N OF GEORGE HILL	100% Town	156,960	4			176,660						
	Not on DOT list														
	HIDDEN BROOK DRIVE	STILES BROOK?	0.0 MI E OF DUBLIN HILL RD	80% Fed/20% Town	677,171	27									
	WATCH HILL DRIVE (72")	WALNUT HILL BROOK	0.0 MI E OF BUCKS HILL RD	50% State/50% Town	450,000	4			506,479						
	<i>Storm-Related Projects</i>														
06259	SPRUCE BROOK ROAD	SPRUCE BROOK	+/- 180 FT EAST OF NEW RD	80% Fed/20% Town	462,929	9							604,018		
130001	LUMM LOT ROAD	STREAM	0.2 MI S OF CHESTNUT TREE	100% Town	180,000	4		202,592							
130002	OLD WATERBURY ROAD	BULLETT HILL BROOK	0.5 MI E OF DUBLIN RD	50% State/50% Town	1,213,680	2		1,287,593							
130003	OLD WATERBURY ROAD	BULLETT HILL BROOK	0.4 MI E OF CHURCH ROAD	50% State/50% Town	450,000	2		477,405							
130004	OLD WATERBURY ROAD	BULLETT HILL BROOK	0.1 MI E OF CHURCH ROAD	50% State/50% Town	450,000	2		477,405							
130005	CHURCH ROAD	BULLETT HILL BROOK	0.0 MI E OF OLD WTRBRY RD	100% Town	270,000	2		286,443							
130006	BUCKS HILL ROAD	WALNUT HILL BROOK	0.0 MI N. OF MUNN ROAD	50% State/50% Town	450,000	1	927,000								
130008	OAK TREE ROAD	S BR BULLETT HILL BROOK	0 MI E OF BULLETT HILL RD	100% Town	45,000	3			49,173						
130009	OLD FIELD ROAD	BULLETT HILL BROOK	0.1 MI S OF HERITAGE ROAD	50% State/50% Town	763,000	0	1,274,792								
130010	NEW ROAD	SPRUCE BROOK	0.0 MI N OF SPRUCE BRK RD	50% State/50% Town	450,000	1		463,500							
130011	SPRUCE BROOK ROAD	SPRUCE BROOK	0.0 MI S OF YANKEE DRIVE	50% State/50% Town	671,000	1		691,130							
130012	WEST FLAT HILL ROAD	PURCHASE BROOK	0.0 MI E PURCHASE BRK RD	50% State/50% Town	450,000	3		491,727							
130021	BRENNAN ROAD	LITTLE POOTATUCK BROOK	0.0M E OF S FLAT HILL RD	50% State/50% Town	450,000	15									
130026	BROWN BROOK ROAD	TURRILL BROOK	.3 MILE N OF TURRILL BROOK	100% Town	45,000	3			49,173						
130029	MUNN ROAD	WALNUT HILL BROOK	0 MILE W OF BUCKS HILL RD	50% State/50% Town	450,000	1	463,500								
	STILLSON ROAD (66")		0.2 MI N PURCHASE BROOK RD	50% State/50% Town	450,000	3			491,727						
Total expenditures					702,569	1,388,792	1,971,420	4,470,510	1,206,371	811,447	292,698	136,122	140,206	144,412	752,762
Ending balance					1,495,380	1,022,653	253,858	543,264	140,770	148,393	190,719	406,372	635,531	878,951	533,413

Main St. South and Heritage/N. Poverty are only collector roads owned by town

**TOWN OF SOUTHBURY
PROPOSED REVENUE BUDGET
FISCAL YEAR 2026-2027**

	ACTUAL 2023-2024	ACTUAL 2024-2025	CURRENT BUDGET 2025-26	ACTUAL February 23, 2026 2025-26	ESTIMATE 2025-26	PROPOSED 2026-27
PROPERTY TAXES	64,040,691	67,843,869	69,065,393	66,791,872	68,651,001	73,994,825
TOTAL	64,040,691	67,843,869	69,065,393	66,791,872	68,651,001	73,994,825
MV SUPPLEMENTAL	570,186	667,367	562,500	683,406	615,000	615,000
PRIOR YEARS TAXES	607,677	563,205	320,000	216,326	308,815	320,000
INTEREST / FEES	351,484	391,808	170,000	135,200	181,200	170,000
PERMITS / FEES	543,387	575,889	347,900	475,311	496,450	383,750
INT. ON INVESTMENTS	1,805,669	1,487,851	800,000	952,857	1,250,000	500,000
INT. ON FIA INVEST	0	0	373,208	0	0	489,236
MISCELLANEOUS	589,892	560,798	401,500	243,904	410,025	402,500
RECREATION	466,801	570,556	450,000	200,057	450,000	475,000
SENIOR CENTER	0	46,657	45,000	38,423	45,000	45,000
STATE OF CT	1,124,074	1,650,601	526,999	2,162,418	2,413,053	620,006
STATE OF CT-T A R	371,498	371,543	371,543	249,162	371,543	498,323
TELECOM PROPERTY TAX	98,023	92,162	66,367	0	66,367	112,947
TOWN CLERK	583,092	637,012	450,500	415,875	477,950	454,900
DOG LICENSES & FEES	3,609	4,490	3,000	5,948	6,000	6,000
SURPLUS DRAW DOWN	0	0	1,750,647	0	0	1,741,963
REGION 15 ESTIMATED SURPLUS	0	0	0	0	0	0
MEDICAL POOL RESERVE	0	65,190	0	0	0	0
TRANSFER IN PVT DUTY	140,000	134,810	150,000	0	150,000	150,000
TOTAL	7,255,392	7,819,939	6,789,164	5,778,886	7,241,403	6,984,625
STATE ECS SCHOOL	5,586,719	6,742,971	8,158,182	4,079,092	8,158,182	8,380,512
STATE ECS TOWN	0	0	0	0	0	0
TOTAL	76,882,802	82,406,779	84,012,739	76,649,851	84,050,586	89,359,961
TOWN	25,403,146					
TOTAL TOWN	<u>25,403,146</u>					
BOE	63,956,816					
TOTAL BOE	<u>63,956,816</u>					
TOTAL BUDGET	<u>89,359,961</u>					

MILL RATE CALCULATION - 2026/2027

**Grand List
2025**

TOTAL NET TAXABLE ASSESSMENT (LESS EXEMPTIONS) Before board of Assessment Appeals		2,916,678,301
		<hr/>
		2,916,678,301
AMOUNT TO BE RAISED BY TAXATION - (from "current year taxes" - revenue budget)		73,994,825
TAX LEVY - assuming a tax collection rate of	99.40%	
(Tax Levy = billed amount = Amount to be Raised by Taxation divided by Collection Rate)		74,441,473
Add Tax Credits:		
* Unexpected Surplus		-
* Southbury Elderly Tax Benefit		336,723
* State Elderly Circuit Breaker Program		208,560
ADJUSTED TAX LEVY		<hr/> 74,986,757
MILL RATE (= tax levy divided by (Taxable Net Assessment / 1000))		<hr/> 25.710
	PRIOR YEAR MILL RATE	24.200
		Last Year
EFFECTIVE TAX INCREASE		<hr/> 1.510

**TOWN OF SOUTHBURY
FISCAL YEAR 2024-25
Statement of Fund Balance**

Proposed

Unassigned
Fund balance 6-30-2025 \$ 9,312,193

Earmarks 23-24

Prior fiscal year approved earmarks:

Vehicle replacement - inflation pumper trucks	\$ (400,000)
Bridge reserve	\$ (450,000)
Fire turnout gear - OSHA	\$ (200,000)
Debt service FEMA reimbursement payback	\$ (2,857,075)

(3,907,075)

Current year earmarks:

Major capital projects fund

(3,907,075)

Unassigned Subtotal \$ 5,405,118

Est. Operating Variance 25-26

Estimated revenue surplus (deficit)	424,425	
FEMA	1,737,277	
Tree Settlement	650,000	
Estimated expenditure surplus (deficit)	483,684	1.980%

\$ 3,295,386

\$ 3,295,386

Est. Unassigned Bal as of 6-30-25

\$ 8,700,504

Additional Uses

Add'l Future Purpose maintain @ 7.58%	\$ (405,320)
Add'l Pension Funding	\$ (381,000)
SAA - DBS	\$ (250,000)
Debt Service Plan FEMA shortfall	\$ (822,000)
Major Road Reserve - Four Road Projects X 1MM over 6 Years	\$ (750,000)
FEMA	\$ (1,737,277)

\$ (4,345,597)

\$ (4,345,597)

Balance Available for future use

\$ 4,354,908

FY 2025-2026	\$ (1,750,647)		
\$ (8,684)	\$ (1,741,963)	40.00%	
FY 2026-2027	\$ (435,491)	\$ (1,306,472)	30.00%
FY 2027-2028	\$ (435,491)	\$ (870,982)	20.00%
FY 2028-2029	\$ (435,491)	\$ (435,491)	10.00%
FY 2029-2030	\$ (435,491)	\$ (4,354,908)	100.00%

Budget-26-27	Budget-25-26	Budget-24-25	
6.36%	3.29%	6.48%	
63,956,816	59,586,094	57,650,446	school
25,403,146	24,426,644	23,683,449	town
89,359,961	84,012,738	81,333,894	
7.58%	7.58%	7.58%	
6,773,485	6,368,166	6,165,109	current bonding reserve
6,368,166	6,165,109	5,789,822	
405,320	203,056	375,287	

Fund 400 Capital Projects Fund

Approved Appropriation	Date Approved	Last Activity	Balance July 1	Current Year Allocation	Total Appropriation	FY 26 Expenditures	FY 26 Encumbrance	Available Balance	Removal
Security Camera Upgrades	06/30/19	06/15/24	2	-	2	-	-	2	06/15/27
Welcome Signs	07/01/23	07/01/24	10,000	-	10,000	6,411	3,589	-	07/01/27
AED Cabinets	07/01/25	07/01/25	-	9,800	9,800	-	6,591	3,209	06/30/28
Adjustable Basketball Hoop	07/01/25	07/01/25	-	5,293	5,293	-	-	5,293	06/30/28
40YD Containers	07/01/25	07/01/25	-	16,000	16,000	-	12,050	3,950	06/30/28
Pool Robot Vacuum	07/01/24	07/01/24	-	-	-	-	-	-	07/01/27
Fire Apparatus	07/01/24	07/01/24	1,500,000	-	1,500,000	-	1,500,000	-	07/01/27
Ballantine Pool	07/01/24	07/01/24	-	2,400,000	2,400,000	2,278,409	119,520	1,671	07/01/27
Total			1,569,654	2,431,093	4,000,747	2,344,340	1,642,150	14,257	

Fund 600 Reserve Funds

Approved Appropriation	Date Approved	Type	Balance July 1	Year Allocation	Total Appropriation	FY 26 Expenditures	FY 26 Encumbrance	Available Balance
Vehicle Replacement / Upgrade	6/30/2020	30 year plan	3,223,899	1,032,008	4,255,907	499,175	2,112,889	1,643,843
Infrastructure	6/30/2020	15 year plan	799,415	384,776	1,184,191	114,418	56,637	1,013,136
Historic Buildings	6/30/2020	NA	2,014	-	2,014	-	-	2,014
Technology Reserve	6/30/2020	25 year plan	135,067	73,874	208,941	40,365	-	168,576
G.I.S	6/30/2020	25 year plan	121,658	5,788	127,446	9,239	5,500	112,707
SCBA Air Packs	6/30/2020	20 year plan	671,066	303,000	974,066	399,466	-	574,600
Planning Studies	6/30/2020	10 year plan	131,999	130,705	262,704	35,035	67,310	160,359
Radio Upgrade	6/30/2021	10 year plan	137,184	34,729	171,913	-	-	171,913
Salt-Overtime	6/30/2020	20 Storms	170,800	-	170,800	-	-	170,800
Total			5,393,102	1,964,880	7,357,982	1,097,698	2,242,336	4,017,948

Fund 700 Limited Reserve Funds

Approved Appropriation	Date Approved	Type	Balance July 1	Year Allocation	Total Appropriation	FY 26 Expenditures	FY 26 Encumbrance	Available Balance
LT Land Acquisition		Land	133,019	1,000	134,019	-	-	134,019
Open Space		Open Space	228,650	1,000	229,650	-	-	229,650
Planning Fees In Lieu		Fees	71,181	-	71,181	-	-	71,181
Total			432,850	2,000	434,850	-	-	434,850

Internal Service, Insurance, Region 15 Reserve Funds & Other Funds

Approved Appropriation	Fund	Type	Balance July 1	Year Allocation	Total Appropriation	FY 26 Expenditures	FY 26 Encumbrance	Available Balance
Insurance Reserve	200	Insurance	81,250	8,126	89,376	17,283	-	72,092
Revaluation - 2017	590	Revaluation	340,070	48,620	388,690	-	-	388,690
Debt Service	380	Debt	1,279,645	8,577,005	9,856,650	456,211	490,162	8,910,277
ARPA	101	ARPA	202,785	3,938	206,723	3,462	475	202,786
Medical Pool Reserve	575	Medical	-	-	-	-	-	-
Total			1,903,750	8,637,689	10,541,439	476,957	490,637	9,573,845

Roads & Bridges

Approved Appropriation	Fund	Type	Balance July 1	Year Allocation	Total Appropriation	FY 26 Expenditures	FY 26 Encumbrance	Available Balance
Bridge Projects	400	Bridge	588,392	1,502,714	2,091,106	126,310	921,777	1,043,019
Roads	400	Roads	1,335,149	1,932,634	3,267,783	1,124,955	733,921	1,408,907
Spruce Brook Road Construction	600	Roads	182,038	-	182,038	-	-	182,038
Spruce Brook Bridge	400	Bridge	156,392	-	156,392	-	-	156,392
Pomp River Bridge (Due to State)	400	Bridge	492,856	-	492,856	-	-	492,856
Total			2,916,586	3,479,916	6,396,502	1,319,884	1,793,406	3,283,212

TOWN OF SOUTHBURY
SPECIAL REVENUE FUNDS
FISCAL YEAR 2026-2027

Special Revenue Funds are used to account for all revenue and expenditures authorized by a legislative body to be used for a specific purpose. The annual administrative budgets for the special revenue types are listed below. Any unexpended portion of these appropriations shall be held and remain at all times in these funds, segregated from the Town's General Fund. These funds are municipal budget neutral.

	Estimated Balance June 30, 2026	Appropriation	Estimated Revenue	Estimated Balance June 30, 2027
Private Duty	140,112	301,021	338,809	177,900
Park & Rec Programs - Trips	110,336	93,000	93,000	110,336
Elderly Transportation	11,000	26,000	26,000	11,000
Elderly Services	65,000	21,000	21,000	65,000
Elderly Gift	16,957	4,000	2,500	15,457
Town Clerk Records Preservation	77,141	15,000	15,000	77,141
Library Gift	2,809,185	405,000	255,000	2,659,185
Planning Open Space	72,500	-	1,000	73,500
Town Clerk LoCIP	118,361	5,000	20,000	133,361
Parks Improvement	3,682	1,500	1,500	3,682

Tree Settlement	14,000	7,000	-	7,000
Community Investment	6,573	1,000	1,000	6,573

The police private duty fund is used to record, collect and pay the wages of police officers hired by businesses, Region 15 and individuals who require a police officer. Examples would be CL & P for traffic control and Region 15 for sporting events and other functions.

The Town collects the direct payroll costs as well as overhead. This fund is maintained by the fiscal office who has the authority to spend these funds.

The Parks and Recreation Revolving Fund was established to handle the programs offered by Parks and Recreation by outside instructors. These programs are not funded by the Parks and Recreation budget. In each of these program offerings, the Town does not have any financial risk because the only direct expense is the reimbursement of the instructor and this is based on the number of students. If there are insufficient attendees, the program is canceled. The student fee is determined by taking the instructor fee plus supplies and adding to that an "overhead" charge to compensate the town for use of the building and utilities, marketing, and administration (including credit card fees) by the Parks and Recreation department. Over the years, it has become common to utilize the balance in the fund to pay for town-wide events like the summer concerts. The Parks and Recreation Director maintains and has the authority to spend these funds.

The Elderly Services & Program Fund is made up of three separate funds. One is the transportation fund (440) which is net state grant monies carried over from the previous fiscal year. This is required by the grant. These funds are spent in the subsequent year before any new grant funds can be spent. Expenditures are approved by the Directors of Elderly services and Social services who have the authority to spend these funds.

The second fund included here is the "Friends" fund (465) which was established when the "new" senior center was being built. It is made up of totally donated funds and the "Friends of the senior center" has the authority to spend these funds.

The third fund (468) is the Elderly service fund which is made up of totally donated funds. The Director of Senior Services approves the expenditures for the betterment of Southbury's' seniors. The Director has authority to spend these funds.

The Town Clerk Record Preservation fund was established by a public act in 2000 and 2005 and receives its revenue from from a \$2 per document fee collected by the Town Clerk. The Town clerk has the authority to spend these monies on record restoration and preservation and on education.

The library gift fund is utilized to pay for enhancements to the library above and beyond Town funding. The Library Board of Directors has the authority to spend these funds.

The planning fund was established so that developers could give the Town money in lieu of the 15% land requirement for open space from any new subdivision. These funds can be used to buy open space. A Town meeting is required to spend these funds.

The Town Clerk LOCIP fund was established by a state statute in 2005. A fee of \$3 per document is collected. These funds can be used to pay for local capital projects. (LOCIP) The Board of Selectmen and Board of Finance approves spending these funds.

The Parks Improvement fund is to be utilized to pay for enhancements not covered under the Town's normal operating budgets. The Board of Selectmen and Boards of finance approves spending these funds.

Funds received for settlement on trees cut on Town owned property. To be spent only to replace trees in town at the discretion of the Historic Tree Committee in consultaion with the Public Works Director.

"Shall the Town of Southbury appropriate \$25,403,146 for the municipal budget and approve the special revenue funds appropriations for fiscal year July 1, 2026 to June 30, 2027?"